

(19) World Intellectual Property Organization  
International Bureau



(43) International Publication Date  
20 December 2001 (20.12.2001)

PCT

(10) International Publication Number  
WO 01/96347 A1

(51) International Patent Classification<sup>7</sup>: C07D 910/4,  
495/04, 471/04, A61K 31/55 // C07D 491/04, 313/00,  
221/00, 495/04, 337/00, 221/00, 471/04, 223/00, 221/00

NJ 18940 (US). SUN, Chong-Qing [CN/US]; 527 Dutch  
Neck Road, East Windsor, NJ 08520 (US).

(21) International Application Number: PCT/US01/18864

(74) Agents: RODNEY, Burton et al.; Bristol-Myers Squibb  
Company, P.O. Box 4000, Princeton, NJ 08543-4000 (US).

(22) International Filing Date: 12 June 2001 (12.06.2001)

(81) Designated States (*national*): AE, AG, AL, AM, AT, AU,  
AZ, BA, BB, BG, BR, BY, BZ, CA, CH, CN, CO, CR, CU,  
CZ, DE, DK, DM, DZ, EC, EE, ES, FI, GB, GD, GE, GH,  
GM, HR, HU, ID, IL, IN, IS, JP, KE, KG, KP, KR, KZ, LC,  
LK, LR, LS, LT, LU, LV, MA, MD, MG, MK, MN, MW,  
MX, MZ, NO, NZ, PL, PT, RO, RU, SD, SE, SG, SI, SK,  
SL, TJ, TM, TR, TT, TZ, UA, UG, US, UZ, VN, YU, ZA,  
ZW.

(25) Filing Language: English

(26) Publication Language: English

(30) Priority Data:  
60/211,595 15 June 2000 (15.06.2000) US

(84) Designated States (*regional*): ARIPO patent (GH, GM,  
KE, LS, MW, MZ, SD, SL, SZ, TZ, UG, ZW), Eurasian  
patent (AM, AZ, BY, KG, KZ, MD, RU, TJ, TM), European  
patent (AT, BE, CH, CY, DE, DK, ES, FI, FR, GB, GR, IE,  
IT, LU, MC, NL, PT, SE, TR), OAPI patent (BF, BJ, CF,  
CG, CI, CM, GA, GN, GW, ML, MR, NE, SN, TD, TG).

(71) Applicant (*for all designated States except US*): BRIS-  
TOL-MYERS SQUIBB COMPANY [US/US]; P.O. BOX  
4000, Princeton, NJ 08543-4000 (US).

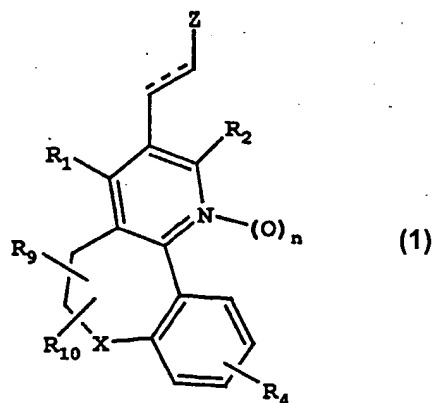
(72) Inventors; and

(75) Inventors/Applicants (*for US only*): ROBL, Jeffrey,  
A. [US/US]; 7 Tulip Drive, Newtown, PA 18940 (US).  
CHEN, Bang-Chi [CN/US]; 28 Marion Drive, Plainsboro,

Published:  
— with international search report

[Continued on next page]

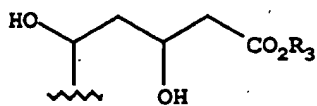
(54) Title: HMG-CoA REDUCTASE INHIBITORS AND METHOD



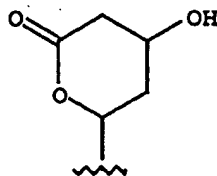
(57) Abstract: Compounds of structure (1) are  
HMG CoA reductase inhibitors and thus are active in  
inhibiting cholesterol biosynthesis, modulating blood  
serum lipids such as lowering LDL cholesterol and/or  
increasing HDL cholesterol, and treating hyperlipidemia,  
hypercholesterolemia, hypertriglyceridemia and  
atherosclerosis and pharmaceutically acceptable  
salts thereof, wherein X is O or S; Z is (2) or (3);  
n is 0 or 1; R<sub>1</sub> and R<sub>2</sub> are the same or different and  
are independently selected from alkyl, arylalkyl,  
cycloalkyl, alkenyl, cycloalkenyl, aryl, heteroaryl or  
cycloheteroalkyl; and R<sub>3</sub> to R<sub>9</sub> are as defined herein.



WO 01/96347 A1



(2)



(3)



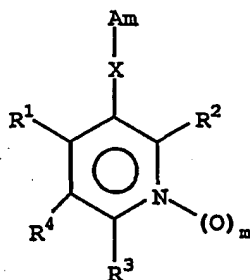
— before the expiration of the time limit for amending the claims and to be republished in the event of receipt of amendments

For two-letter codes and other abbreviations, refer to the "Guidance Notes on Codes and Abbreviations" appearing at the beginning of each regular issue of the PCT Gazette.

HMG-CoA REDUCTASE INHIBITORS AND METHOD

5           The present invention relates to compounds and  
 pharmaceutical compositions useful as hypocholesterolemic  
 and hypolipidemic agents. More particularly, this  
 invention concerns (1) certain inhibitors of the enzyme  
 3-hydroxy-3-methylglutaryl-coenzyme A reductase (HMG-CoA  
 10 reductase) that include a pyridine containing nucleus  
 attached by means of a linker to an HMG-binding domain  
 sidechain, (2) pharmaceutical compositions containing  
 such compounds and (3) a method of lowering blood serum  
 cholesterol levels and modulating blood serum lipid  
 15 levels employing such pharmaceutical compositions.

U.S. Patent No. 5,686,433 to Robl discloses the  
 structure



20 wherein:

Am is a binding domain sidechain;

X is a linker;

R<sup>1</sup> and R<sup>2</sup> are the same or different and are each  
 independently selected from

- 25           (i) hydrogen,  
             (ii) alkyl,  
             (iii) aryl,  
             (iv) cycloalkyl,  
             (v) aralkyl,  
 30           (vi) aralkoxy,  
             (vii) alkenyl,  
             (viii) cycloalkenyl, and

(ix) heterocyclo (e.g., thienyl, benzodioxolyl);

R<sup>3</sup> is selected from

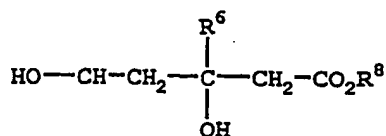
- 5 (i) hydrogen,  
 (ii) lower alkyl,  
 (iii) aryl,  
 (iv) cycloalkyl,  
 (v) alkoxy,  
 (vi) aralkyl,  
 10 (vii) aralkoxy,  
 (viii) alkenyl,  
 (ix) cycloalkenyl,  
 (x) halo-substituted alkyl,  
 (xi) adamantyl, and  
 15 (xii) heterocyclo (e.g., thienyl, benzodioxolyl);

R<sup>4</sup> is selected from

- (i) hydrogen,  
 (ii) lower alkyl,  
 20 (iii) aryl,  
 (iv) cycloalkyl,  
 (v) alkoxy,  
 (vi) aralkyl,  
 (vii) aralkoxy,  
 25 (viii) alkenyl,  
 (ix) cycloalkenyl,  
 (x) adamantyl,  
 (xi) halogen,  
 (xii) halo-substituted alkyl (e.g.,  
 30 trifluoromethyl), and  
 (xiii) heterocyclo (e.g., thienyl, benzodioxolyl);  
 or R<sup>3</sup> and R<sup>4</sup> taken together can be

$-(CH_2)_p$ ,  $-(CH_2)_q$    $(CH_2)_r$  or  $(CH=CH)_2$  ;

35 but when A<sub>m</sub> is



or a  $\delta$  lactone thereof,  $\text{R}^3$  and  $\text{R}^4$  cannot be  $(\text{CH}=\text{CH})_2$ ;

$\text{R}^6$  is hydrogen or lower alkyl;

$\text{R}^8$  is hydrogen, lower alkyl, alkali metal, or  
5 alkaline earth metal;

$n$  is 0 or 1;

$p$  is 3, 4 or 5;

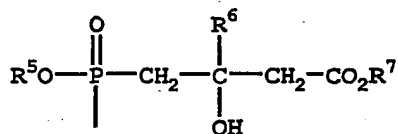
$q$  is 0, 1, 2, or 3; and

$r$  is 0, 1, 2, or 3.

10 In preferred embodiments (Am) is an HMG-binding domain sidechain having a dihydroxy or a phosphinic acid function.

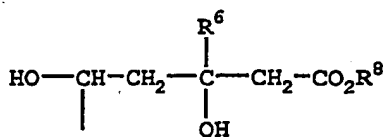
The phosphinic (or phosphonic when X is  $\text{CH}_2\text{-O-}$ ) acid HMG-binding domain sidechain ( $\text{A}_1$ ) is

15

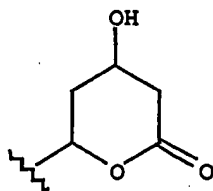


wherein  $\text{R}^5$  and  $\text{R}^7$  are independently selected from hydrogen, lower alkyl, alkali metal ion and alkaline earth metal ion; and  $\text{R}^6$  is hydrogen or lower alkyl.

20 The dihydroxy acid binding domain sidechain ( $\text{A}_2$ ) is



wherein  $\text{R}^6$  is hydrogen or lower alkyl,  $\text{R}^8$  is hydrogen or lower alkyl in free acid form or in the form of a  
25 physiologically acceptable and hydrolyzable ester or  $\delta$  lactone thereof (i.e., when Am is



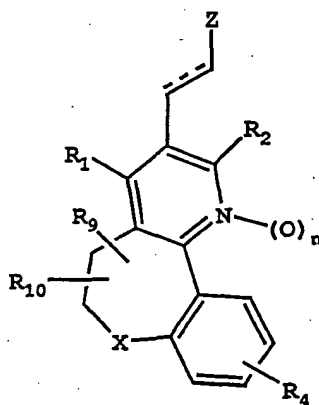
In addition,  $R^8$  can be alkali metal ion or alkaline earth metal ion.

A suitable linker (X) is  $-(CH_2)_a-$ ,  $-CH=CH-$ ,  $-C\equiv C-$ ,  $-CH_2O-$ , wherein O is linked to the phosphorous atom or the aromatic anchor when Am is  $A_1$ , and wherein O is linked to the aromatic anchor when Am is  $A_2$ , and wherein "a" is 1, 2, or 3.

In accordance with the present invention, there are provided certain pyridine-containing compounds that are potent inhibitors of cholesterol biosynthesis by virtue of their ability to inhibit the enzyme 3-methyl-glutaryl-coenzyme A reductase (HMG-CoA reductase).

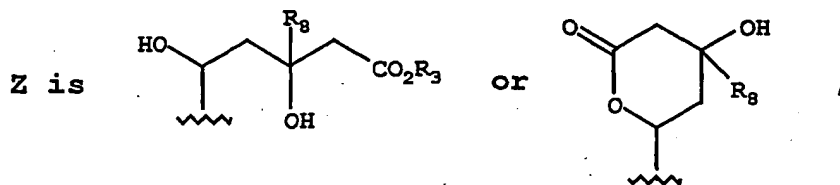
In particular, in its broadest chemical compound aspect, the present invention provides compounds of the formula

I



wherein X is O, S or  $NR_7$ ;

20



n is 0 or 1;

$R_1$  and  $R_2$  are the same or different and are independently selected from alkyl, arylalkyl, cycloalkyl, alkenyl, cycloalkenyl, aryl, heteroaryl or cycloheteroalkyl;


R<sub>3</sub> is H, or lower alkyl;

R<sub>4</sub> is H, halogen, CF<sub>3</sub>, hydroxy, alkyl, alkoxy, alkanoylamino, aroylamino, or cyano;

R<sub>7</sub> is H, alkyl, aryl, alkanoyl, aroyl, or  
5 alkoxy-carbonyl;

R<sub>8</sub> is H or lower alkyl;

R<sub>9</sub> and R<sub>10</sub> are the same or different and are independently selected from H or alkyl, or where at least one of R<sub>9</sub> and R<sub>10</sub> is alkyl, R<sub>9</sub> and R<sub>10</sub> may be taken  
10 together with the carbon or carbons to which they are attached to form a 3 to 7 membered carbocyclic ring, which may include a spirocyclic ring;

and  represents a single bond or a double bond (which may be cis or trans);

15 and including pharmaceutically acceptable salts thereof where R<sub>3</sub> is H, esters thereof, prodrug esters thereof, and all stereoisomers thereof.

Preferably, the Z group will be in form of a free acid, a physiologically acceptable and hydrolyzable ester  
20 or δ lactone thereof, or an alkali metal salt, alkaline earth metal salt or an amino acid salt.

Preferred are compounds of formula I of the invention wherein

R<sub>1</sub> and R<sub>2</sub> are independently selected from alkyl,  
25 cycloalkyl and aryl;

R<sub>4</sub> is H, alkyl or halogen;

X is O; and

n is 0.

More preferred are compounds of formula I of the  
30 invention wherein R<sub>1</sub> is aryl (especially substituted aryl as defined hereinafter);


R<sub>2</sub> is alkyl or cycloalkyl;

R<sub>4</sub> is H;

R<sub>9</sub> and R<sub>10</sub> are H;

35 X is O;

n is 0; and

 is a double bond.

Still more preferred are compounds of formula I of the invention wherein

$R_1$  is substituted aryl, preferably 4-fluorophenyl, 4-fluoro-3-methylphenyl or 3,5-dimethylphenyl;

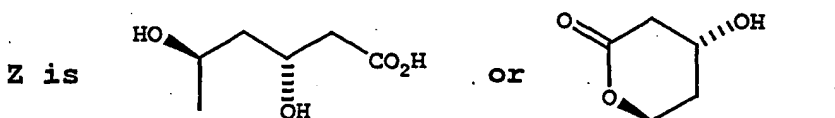
5  $R_2$  is alkyl or cycloalkyl, preferably isopropyl, t-butyl or cyclopropyl;

$R_4$  is H;

X is O;

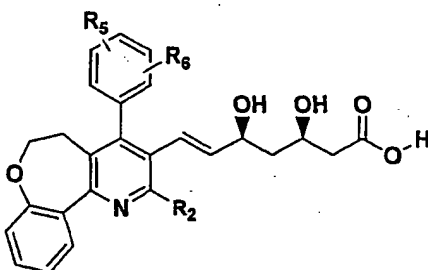
n is 0;

10  $\text{=}$  is a double bond, preferably "trans"; and



or an alkali or alkaline earth metal salt thereof or an amino acid salt.

15 Most preferred compounds of formula I of the invention will have the structure



or an alkali or alkaline earth metal (such as Na, K or  
20 Ca) salt thereof, or an amino acid salt (such as arginine), wherein  $R_5$  and  $R_6$  are the same or different and independently selected from H, halogen and/or alkyl (preferably 4-fluoro, 4-fluoro-3-methyl or 3,5-dimethyl); and

25  $R_2$  is alkyl or cycloalkyl, preferably isopropyl, t-butyl or cyclopropyl.

In another aspect, the present invention provides pharmaceutical compositions, useful as hypolipidemic or hypocholesterolemic agents, or hypotriglyceridemic  
30 agents, or anti-Alzheimer's agents, or anti-osteoporosis



agents as well as other uses as described herein,  
comprising a hypolipidemic or hypocholesterolemic or  
hypotriglyceridemic or anti-Alzheimer's disease or anti-  
osteoporosis amount, or other therapeutically effective  
5 amount (depending upon use) of a compound of formula I in  
accordance with this invention, in combination with a  
pharmaceutically acceptable carrier.

In another aspect, the present invention provides a  
method of inhibiting cholesterol biosynthesis or lowering  
10 blood serum cholesterol levels and/or modulating blood  
serum cholesterol levels such as lowering LDL cholesterol  
and/or increasing HDL cholesterol, or treating  
dyslipidemia, mixed dyslipidemia, hyperlipidemia,  
hypercholesterolemia, hypo  $\alpha$ -lipoproteinemia, LDL Pattern  
15 B, LDL Pattern A, hyperlipoproteinemia or  
hypertriglyceridemia, and other aberrations of  
apolipoprotein B metabolism, or reducing levels of Lp(a),  
or treating or preventing other cholesterol-related  
diseases, or treating or preventing or reversing  
20 progression of atherosclerosis, or preventing or treating  
Alzheimer's disease, or preventing or treating  
osteoporosis and/or osteopenia, or reducing inflammatory  
markers such as C-reactive protein, or preventing or  
treating low grade vascular inflammation, or preventing  
25 or treating stroke, or preventing or treating dementia,  
or preventing and treating coronary heart disease  
(including primary and secondary prevention of myocardial  
infarction), or preventing or treating stable and  
unstable angina, or primary prevention of coronary  
30 events, or secondary prevention of cardiovascular events,  
or preventing or treating peripheral vascular disease,  
preventing or treating peripheral arterial disease, or  
preventing or treating acute vascular syndromes, or  
preventing or reducing the risk of undergoing myocardial  
35 revascularization procedures, or preventing or treating  
microvascular diseases such as nephropathy, neuropathy,  
retinopathy and nephrotic syndrome or preventing or

treating hypertension in a patient in need of such treatment by administering a pharmaceutical composition in accordance with the present invention as defined above.

5           In addition, in accordance with the present invention, a method is provided for preventing or treating diabetes, especially Type 2 diabetes, and related diseases such as insulin resistance, hyperglycemia, hyperinsulinemia, elevated blood levels of  
10 fatty acids or glycerol, obesity, Syndrome X, diabetic complications, dysmetabolic syndrome, and related diseases, and sexual dysfunction, wherein a therapeutically effective amount of a compound of structure I is administered to a patient in need of  
15 treatment.

          In addition, in accordance with the present invention, a method is provided for preventing and treating malignant lesions (such as ductal carcinoma in situ of the breast and lobular carcinoma in situ of the  
20 breast), premalignant lesions (such as fibroadenoma of the breast and prostatic intraepithelial neoplasia (PIN), gastrointestinal malignencies, liposarcomas and various other epithelial tumors (including breast, prostate, colon, ovarian, gastric and lung), cancer-induced  
25 asthenia (fatigue), irritable bowel syndrome, Crohn's disease, gastric ulceritis, and gallstones, and HIV infection, other infectious diseases, drug-induced lipodystrophy, and proliferative diseases such as psoriasis, wherein a therapeutically effective amount of  
30 a compound of structure I is administered to a human patient in need of treatment.

          In addition, in accordance with the present invention, a method is provided for improving coagulation homeostasis including reducing PAI-1 activity, reducing  
35 fibrinogen, and/or reducing platelet aggregation, and/or improving endothelial function, wherein a therapeutically

effective amount of a compound of structure I is administered to a patient in need of treatment.

In addition, in accordance with the present invention, a method is provided for treating cholesterol  
5 related diseases, diabetes and related diseases, cardiovascular diseases, cerebrovascular diseases as defined above and hereinafter and other diseases as set out above, wherein a therapeutically effective amount of a combination of a compound of structure I and a  
10 hypolipidemic agent, and/or lipid modulating agent and/or antidiabetic agent and/or cardiovascular agent, cerebrovascular agent, and/or other type of therapeutic agent, is administered to a patient in need of treatment.

In the above methods of the invention wherein a  
15 combination is administered, the compound of structure I will be employed in a weight ratio to the other therapeutic agent (depending upon its mode of operation) within the range from about 0.01:1 to about 500:1, preferably from about 0.5:1 to about 100:1.

20  
In accordance with the present invention, there is provided compounds useful in inhibiting the enzyme HMG-CoA reductase, which inhibitors are useful as hypocholesterolemic agents, dyslipidemic agents,  
25 hypolipidemic agents, hypotriglyceridemic agents, anti-Alzheimer's disease agents, and antiosteoporosis agents as well as other uses as described herein.

The term "coronary events" as employed herein refers to myocardial infarction, myocardial  
30 revascularization procedures, angina, cardiovascular death and acute coronary syndrome.

The term "cardiovascular diseases or events" as employed herein refers to atherosclerosis of the coronary arteries, myocardial infarction, including primary MI and  
35 secondary MI, recurrent myocardial infarction, angina pectoris (including stable and unstable angina), congestive heart failure, and sudden cardiac death.

The term "cerebrovascular diseases or events" as employed herein refers to cerebral infarction or stroke (caused by vessel blockage or hemorrhage), or transient ischemia attack (TIA), syncope, atherosclerosis of the intracranial and/or extracranial arteries, and the like.

The term "cholesterol-related diseases" as employed herein refers to diseases involving elevated levels of LDL cholesterol, diseases involving regulation of LDL receptors, diseases involving reduced levels of HDL cholesterol, dyslipidemia, hyperlipidemia, elevated LDL Pattern B, elevated LDL Pattern A, hypercholesterolemia, hypo  $\alpha$ -lipoproteinemia (low HDL cholesterol syndrome), hyperlipoproteinemia, elevated Lp(a) levels, hypertriglyceridemia, other aberrations of apolipoprotein B metabolism, heterozygous familial, presumed familial combined and non-familial (non-FH) forms of primary hypercholesterolemia (including Frederickson Types IIa and IIb), cholesterol ester storage disease, and cholesterol ester transfer protein disease, and related diseases.

The conditions, diseases, and maladies collectively referenced to as "Syndrome X" or Dysmetabolic Syndrome (as detailed in Johanson, *J. Clin. Endocrinol. Metab.*, 1997, 82, 727-734, and other publications) include hyperglycemia and/or prediabetic insulin resistance syndrome, and is characterized by an initial insulin resistant state generating hyperinsulinemia, dyslipidemia, and impaired glucose tolerance, which can progress to Type II diabetes, characterized by hyperglycemia, which can progress to diabetic complications.

The term "diabetes and related diseases" refers to Type II diabetes, Type I diabetes, impaired glucose tolerance, obesity, hyperglycemia, Syndrome X, dysmetabolic syndrome, diabetic complications and hyperinsulinemia.

The conditions, diseases and maladies collectively referred to as "diabetic complications" include retinopathy, neuropathy and nephropathy, and other known complications of diabetes.

5           The term "other type(s) of therapeutic agents" as employed herein refers to one or more antidiabetic agents (other than compounds of formula I), one or more anti-obesity agents, and/or one or more lipid-lowering agents, one or more lipid modulating agents (including anti-  
10 atherosclerosis agents), other types of anti-atherosclerosis agents, and/or one or more antiplatelet agents, one or more agents for treating hypertension, one or more anti-cancer drugs, one or more agents for  
15 treating arthritis, one or more anti-osteoporosis agents, one or more anti-obesity agents, one or more agents for treating immunomodulatory diseases, and/or one or more agents for treating anorexia nervosa.

          The term "lipid-modulating" agent as employed herein refers to agents which lower LDL and/or raise HDL  
20 and/or lower triglycerides and/or lower total cholesterol and/or other known mechanisms for therapeutically treating lipid disorders.

          The term "other types of anti-atherosclerosis agents" as employed herein refers to conventional anti-  
25 atherosclerosis agents including lipoxygenase inhibitors, ACAT inhibitors, antioxidants, PPAR  $\delta$  agonists, phospholipase inhibitors including PLA-2 inhibitors and/or other known anti-atherosclerotic agents.

          The terms pharmaceutically acceptable "salt" and  
30 "salts" refer to basic salts formed with inorganic and organic bases. Such salts include ammonium salts; alkali metal salts, such as lithium, sodium and potassium salts (which are preferred); alkaline earth metal salts, such as calcium and magnesium salts; salts with organic bases,  
35 such as amine like salts (e.g., dicyclohexylamine salt, benzathine, N-methyl-D-glucamine, and hydrabamine salts); and salts with amino acids like arginine, lysine and the

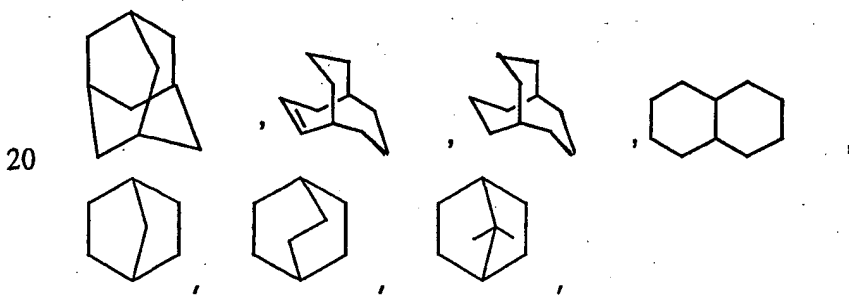
like; and zwitterions, the so-called "inner salts".  
Nontoxic, pharmaceutically acceptable salts are preferred, although other salts are also useful, e.g., in isolating or purifying the product.

5           The term pharmaceutically acceptable "salt" and "salts" also includes acid addition salts. These are formed, for example, with strong inorganic acids, such as mineral acids, for example sulfuric acid, phosphoric acid or a hydrohalic acid such as HCl or HBr, with strong  
10 organic carboxylic acids, such as alkanecarboxylic acids of 1 to 4 carbon atoms which are unsubstituted or substituted, for example, by halogen, for example acetic acid, such as saturated or unsaturated dicarboxylic acids, for example oxalic, malonic, succinic, maleic,  
15 fumaric, phthalic or terephthalic acid, such as hydroxycarboxylic acids, for example ascorbic, glycolic, lactic, malic, tartaric or citric acid, such as amino acids, (for example aspartic or glutamic acid or lysine or arginine), or benzoic acid, or with organic sulfonic  
20 acids, such as (C1-C4) alkyl or arylsulfonic acids which are unsubstituted or substituted, for example by halogen, for example methanesulfonic acid or p-toluenesulfonic acid.

          Unless otherwise indicated, the term "lower  
25 alkyl", "alkyl" or "alk" as employed herein alone or as part of another group includes both straight and branched chain hydrocarbons, containing 1 to 20 carbons, preferably 1 to 10 carbons, more preferably 1 to 8 carbons, in the normal chain, such as methyl, ethyl,  
30 propyl, isopropyl, butyl, t-butyl, isobutyl, pentyl, hexyl, isohexyl, heptyl, 4,4-dimethylpentyl, octyl, 2,2,4-trimethyl-pentyl, nonyl, decyl, undecyl, dodecyl, the various branched chain isomers thereof, and the like as well as such groups including 1 to 4 substituents such  
35 as halo, for example F, Br, Cl or I or CF<sub>3</sub>, alkyl, alkoxy, aryl, aryloxy, aryl(aryl) or diaryl, arylalkyl, arylalkyloxy, alkenyl, cycloalkyl, cycloalkylalkyl,

cycloalkylalkoxy, amino, hydroxy, hydroxyalkyl, acyl, cycloheteroalkyl, heteroaryl, heteroaryloxy, heteroarylalkyl, heteroarylalkoxy, aryloxyalkyl, alkylthio, arylalkylthio, aryloxyaryl, alkylamido, 5 alkanoylamino, arylcarbonylamino, nitro, cyano, thiol, haloalkyl, trihaloalkyl and/or alkylthio.

Unless otherwise indicated, the term "cycloalkyl" as employed herein alone or as part of another group includes saturated or partially unsaturated (containing 1 10 or 2 double bonds) cyclic hydrocarbon groups containing 1 to 3 rings, including monocyclic alkyl, bicyclic alkyl (or bicycloalkyl) and tricyclic alkyl, containing a total of 3 to 20 carbons forming the ring, preferably 3 to 10 15 carbons, forming the ring and which may be fused to 1 or 2 aromatic rings as described for aryl, which includes cyclopropyl, cyclobutyl, cyclopentyl, cyclohexyl, cycloheptyl, cyclooctyl, cyclodecyl and cyclododecyl, cyclohexenyl,



any of which groups may be optionally substituted with 1 to 4 substituents such as halogen, alkyl, alkoxy, 25 hydroxy, aryl, aryloxy, arylalkyl, cycloalkyl, alkylamido, alkanoylamino, oxo, acyl, arylcarbonylamino, heteroaryl, cycloheteroalkyl, amino, alkylamino, nitro, cyano, thiol and/or alkylthio and/or any of the substituents for alkyl.

30 The term "cycloalkenyl" as employed herein alone or as part of another group refers to cyclic hydrocarbons containing 3 to 12 carbons, preferably 5 to 10 carbons

and 1 or 2 double bonds. Exemplary cycloalkenyl groups include cyclopentenyl, cyclohexenyl, cycloheptenyl, cyclooctenyl, cyclohexadienyl, and cycloheptadienyl, which may be optionally substituted as defined for  
5 cycloalkyl.

The term "alkanoyl" as used herein alone or as part of another group refers to alkyl linked to a carbonyl group.

Unless otherwise indicated, the term "lower  
10 alkenyl" or "alkenyl" as used herein by itself or as part of another group refers to straight or branched chain radicals of 2 to 20 carbons, preferably 2 to 12 carbons, and more preferably 1 to 8 carbons in the normal chain, which include one to six double bonds in the normal  
15 chain, such as vinyl, 2-propenyl, 3-butenyl, 2-butenyl, 4-pentenyl, 3-pentenyl, 2-hexenyl, 3-hexenyl, 2-heptenyl, 3-heptenyl, 4-heptenyl, 3-octenyl, 3-nonenyl, 4-decenyl, 3-undecenyl, 4-dodecenyl, 4,8,12-tetradecatrienyl, and the like, and which may be optionally substituted with 1  
20 to 4 substituents, namely, halogen, haloalkyl, alkyl, alkoxy, alkenyl, alkynyl, aryl, arylalkyl, cycloalkyl, amino, hydroxy, heteroaryl, cycloheteroalkyl, alkanoylamino, alkylamido, arylcarbonyl-amino, nitro, cyano, thiol, alkylthio and/or any of the alkyl  
25 substituents set out herein.

Unless otherwise indicated, the term "lower  
alkynyl" or "alkynyl" as used herein by itself or as part of another group refers to straight or branched chain radicals of 2 to 20 carbons, preferably 2 to 12 carbons  
30 and more preferably 2 to 8 carbons in the normal chain, which include one triple bond in the normal chain, such as 2-propynyl, 3-butynyl, 2-butynyl, 4-pentynyl, 3-pentynyl, 2-hexynyl, 3-hexynyl, 2-heptynyl, 3-heptynyl, 4-heptynyl, 3-octynyl, 3-nonynyl, 4-decynyl, 3-undecynyl,  
35 4-dodecynyl and the like, and which may be optionally



substituted with 1 to 4 substituents, namely, halogen, haloalkyl, alkyl, alkoxy, alkenyl, alkynyl, aryl, arylalkyl, cycloalkyl, amino, heteroaryl, cycloheteroalkyl, hydroxy, alkanoylamino, alkylamido, arylcarbonylamino, nitro, cyano, thiol, and/or alkylthio, and/or any of the alkyl substituents set out herein.

The terms "arylalkenyl" and "arylalkynyl" as used alone or as part of another group refer to alkenyl and alkynyl groups as described above having an aryl substituent.

Where alkyl groups as defined above have single bonds for attachment to other groups at two different carbon atoms, they are termed "alkylene" groups and may optionally be substituted with 1 or 2 substituents as defined above for "alkyl", such as, for example, alkyl, halo, hydroxy, alkoxy and/or cycloalkyl.

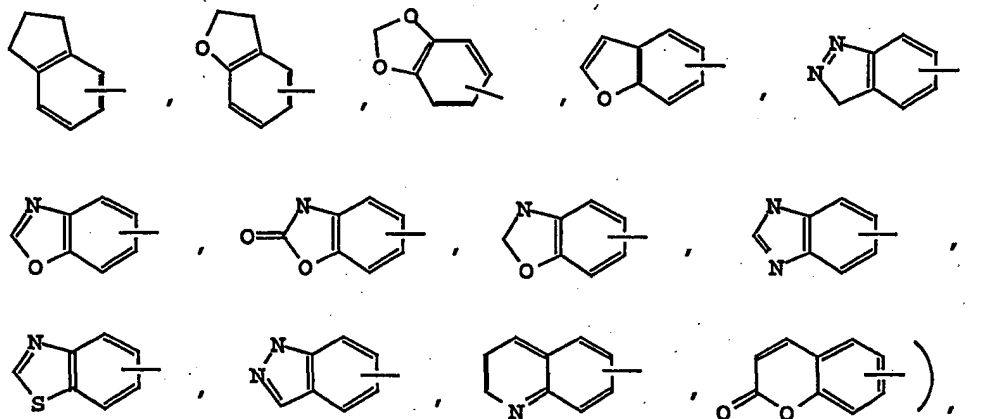
Where alkenyl groups as defined above and alkynyl groups as defined above, respectively, have single bonds for attachment at two different carbon atoms, they are termed "alkenylene groups" and "alkynylene groups", respectively, and may optionally be substituted with 1 or 2 substituents as defined above for "alkenyl" and "alkynyl".

The term "halogen" or "halo" as used herein alone or as part of another group refers to chlorine, bromine, fluorine, and iodine as well as  $CF_3$ , with chlorine or fluorine being preferred.

The term "metal ion" refers to alkali metal ions such as sodium, potassium or lithium and alkaline earth metal ions such as magnesium and calcium, as well as zinc and aluminum.

Unless otherwise indicated, the term "aryl" as employed herein alone or as part of another group refers to monocyclic and bicyclic aromatic groups containing 6 to 10 carbons in the ring portion (such as phenyl or

naphthyl including 1-naphthyl and 2-naphthyl) and may optionally include one to three additional rings fused to a carbocyclic ring or a heterocyclic ring (such as aryl, cycloalkyl, heteroaryl or cycloheteroalkyl rings for example



and may be optionally substituted through available carbon atoms with 1, 2, or 3 groups selected from hydrogen, halo, haloalkyl, alkyl, haloalkyl, alkoxy, halophenyl, benzoyloxy, haloalkoxy, alkenyl, trifluoromethyl, trifluoromethoxy, alkynyl, cycloalkyl-alkyl, cycloheteroalkyl, cycloheteroalkylalkyl, aryl, heteroaryl, arylalkyl, aryloxy, aryloxyalkyl, arylalkoxy, arylthio, arylazo, heteroarylalkyl, heteroarylalkenyl, heteroarylheteroaryl, heteroaryloxy, hydroxy, nitro, cyano, amino, substituted amino wherein the amino includes 1 or 2 substituents (which are alkyl, alkanoyl, aryl or any of the other aryl compounds mentioned in the definitions), thiol, alkylthio, arylthio, heteroarylthio, arylthioalkyl, alkoxyarylthio, alkylcarbonyl, arylcarbonyl, alkylaminocarbonyl, arylaminocarbonyl, alkoxy carbonyl, aminocarbonyl, alkylcarbonyloxy, arylcarbonyloxy, alkylcarbonylamino, arylcarbonylamino, arylsulfinyl, arylsulfinylalkyl, arylsulfonylamino or arylsulfonaminocarbonyl and/or any of the alkyl substituents set out herein.

Unless otherwise indicated, the term "lower alkoxy", "alkoxy", "aryloxy" or "aralkoxy" as employed

herein alone or as part of another group includes any of the above alkyl, aralkyl or aryl groups linked to an oxygen atom.

Unless otherwise indicated, the term "substituted amino" as employed herein alone or as part of another group refers to amino substituted with one or two substituents, which may be the same or different, such as alkyl, aryl, arylalkyl, heteroaryl, heteroarylalkyl, cycloheteroalkyl, cycloheteroalkylalkyl, cycloalkyl, cycloalkylalkyl, haloalkyl, hydroxyalkyl, alkoxyalkyl or thioalkyl. These substituents may be further substituted with a carboxylic acid and/or any of the substituents for alkyl as set out above. In addition, the amino substituents may be taken together with the nitrogen atom to which they are attached to form 1-pyrrolidinyl, 1-piperidinyl, 1-azepinyl, 4-morpholinyl, 4-thiamorpholinyl, 1-piperazinyl, 4-alkyl-1-piperazinyl, 4-arylalkyl-1-piperazinyl, 4-diarylalkyl-1-piperazinyl, 1-pyrrolidinyl, 1-piperidinyl, or 1-azepinyl, optionally substituted with alkyl, alkoxy, alkylthio, halo, trifluoromethyl or hydroxy.

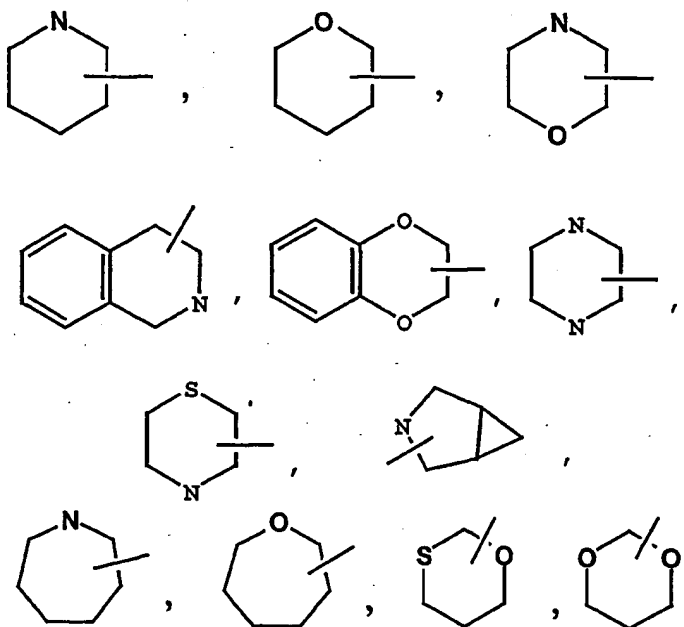
Unless otherwise indicated, the term "lower alkylthio", "alkylthio", "arylthio" or "aralkylthio" as employed herein alone or as part of another group includes any of the above alkyl, aralkyl or aryl groups linked to a sulfur atom.

Unless otherwise indicated, the term "lower alkylamino", "alkylamino", "arylamino", or "arylalkylamino" as employed herein alone or as part of another group includes any of the above alkyl, aryl or arylalkyl groups linked to a nitrogen atom.

Unless otherwise indicated, the term "acyl" as employed herein by itself or part of another group, as defined herein, refers to an organic radical linked to a carbonyl  $\left( \begin{array}{c} \text{O} \\ \parallel \\ \text{C} \end{array} \right)$  group; examples of acyl groups include any of the R<sup>1</sup> groups attached to a carbonyl, such as

alkanoyl, alkenoyl, aroyl, aralkanoyl, heteroaroyl, cycloalkanoyl, cycloheteroalkanoyl and the like.

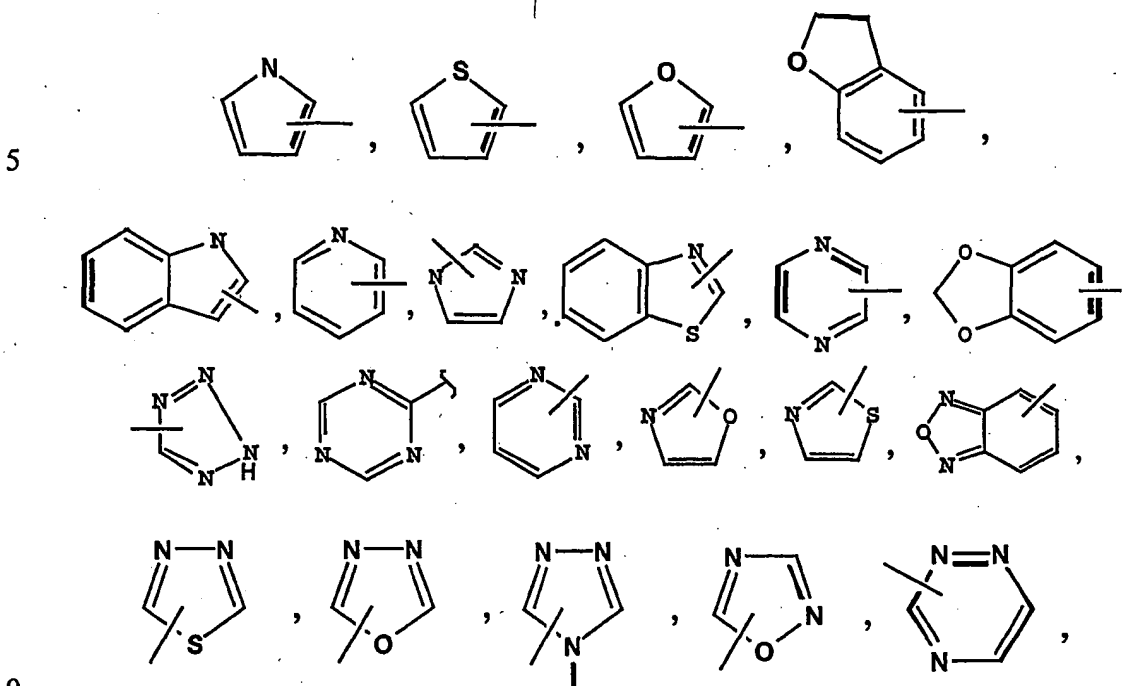
Unless otherwise indicated, the term "cycloheteroalkyl" as used herein alone or as part of another group refers to a 5-, 6- or 7-membered saturated or partially unsaturated ring which includes 1 to 2 hetero atoms such as nitrogen, oxygen and/or sulfur, linked through a carbon atom or a heteroatom, where possible, optionally via the linker  $(CH_2)_r$  (where r is 1, 2 or 3), such as



and the like. The above groups may include 1 to 4 substituents such as alkyl, halo, oxo and/or any of of the alkyl substituents set out herein. In addition, any of the cycloheteroalkyl rings can be fused to a cycloalkyl, aryl, heteroaryl or cycloheteroalkyl ring.

Unless otherwise indicated, the term "heteroaryl" as used herein alone or as part of another group refers to a 5- or 6- membered aromatic ring which includes 1, 2, 3 or 4 hetero atoms such as nitrogen, oxygen or sulfur, and such rings fused to an aryl, cycloalkyl, heteroaryl or cycloheteroalkyl ring (e.g. benzothiophenyl, indolyl), and includes possible N-oxides. The heteroaryl group may optionally include 1 to

4 substituents such as any of the substituents set out above for alkyl. Examples of heteroaryl groups include the following:



and the like.

The term "cycloheteroalkylalkyl" as used herein alone or as part of another group refers to cycloheteroalkyl groups as defined above linked through a C atom or heteroatom to a  $(\text{CH}_2)_r$  chain.

The term "heteroarylalkyl" or "heteroarylalkenyl" as used herein alone or as part of another group refers to a heteroaryl group as defined above linked through a C atom or heteroatom to a  $-(\text{CH}_2)_r-$  chain, alkylene or alkenylene as defined above.

The term "polyhaloalkyl" as used herein refers to an "alkyl" group as defined above which includes from 2 to 9, preferably from 2 to 5, halo substituents, such as F or Cl, preferably F, such as  $\text{CF}_3\text{CH}_2$ ,  $\text{CF}_3$  or  $\text{CF}_3\text{CF}_2\text{CH}_2$ .

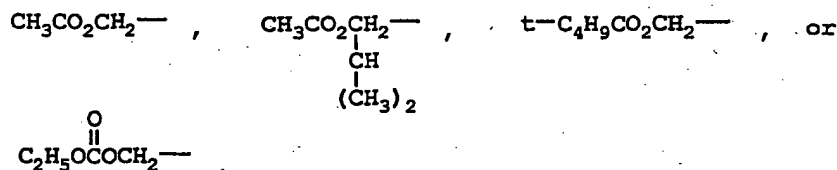
The term "polyhaloalkoxy" as used herein refers to an "alkoxy" or "alkyloxy" group as defined above which includes from 2 to 9, preferably from 2 to 5, halo

substituents, such as F or Cl, preferably F, such as CF<sub>3</sub>CH<sub>2</sub>O, CF<sub>3</sub>O or CF<sub>3</sub>CF<sub>2</sub>CH<sub>2</sub>O.

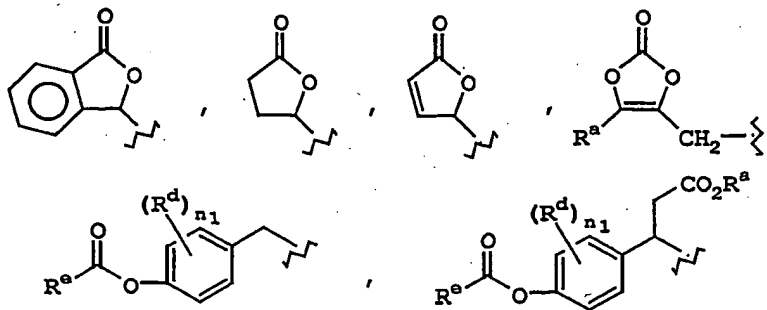
All stereoisomers of the compounds of the instant invention are contemplated, either in admixture or in pure or substantially pure form. The compounds of the present invention can have asymmetric centers at any of the carbon atoms including any one or the R substituents. Consequently, compounds of formula I can exist in enantiomeric or diastereomeric forms or in mixtures thereof. The processes for preparation can utilize racemates, enantiomers or diastereomers as starting materials. When diastereomeric or enantiomeric products are prepared, they can be separated by conventional methods for example, chromatographic or fractional crystallization.

The term "prodrug esters" as employed herein includes esters and carbonates formed by reacting one or more hydroxyls of compounds of formula I with alkyl, alkoxy, or aryl substituted acylating agents employing procedures known to those skilled in the art to generate acetates, pivalates, methylcarbonates, benzoates and the like. In addition, prodrug esters which are known in the art for carboxylic and phosphorus acid esters such as methyl, ethyl, benzyl and the like.

Examples of such prodrug esters include



Other examples of suitable prodrug esters include



30

wherein R<sup>a</sup> can be H, alkyl (such as methyl or t-butyl), arylalkyl (such as benzyl) or aryl (such as phenyl); R<sup>d</sup> is H, alkyl, halogen or alkoxy, R<sup>e</sup> is alkyl, aryl, arylalkyl or alkoxy, and n<sub>1</sub> is 0, 1 or 2.

Where the compounds of structure I are in acid form they may form a pharmaceutically acceptable salt such as alkali metal salts such as lithium, sodium or potassium, alkaline earth metal salts such as calcium or magnesium as well as zinc or aluminum and other cations such as ammonium, choline, diethanolamine, lysine (D or L), ethylenediamine, t-butylamine, t-octylamine, tris-(hydroxymethyl)aminomethane (TRIS), N-methyl glucosamine (NMG), triethanolamine and dehydroabietylamine.

Compounds of the invention may be prepared by the following method.

Referring to Reaction Scheme 1, Knoevenagel condensation of readily available beta-keto ester 1, where R is lower alkyl, with aldehyde 2 under standard conditions (e.g. HOAc, piperidine, toluene, reflux) affords the corresponding adduct 3. Base induced 1,4-addition of ketone 4 (e.g. LiN(TMS)<sub>2</sub> in THF or EtONa in EtOH) provides the adduct 5, usually as a mixture of diastereomers.


Conversion of the 1,5-diketone 5 to the pyridyl ester 6 may be effected by treatment with an ammonia source (such as NH<sub>4</sub>OAc) in the presence of an oxidant (such as Cu(OAc)<sub>2</sub> or oxygen) in a suitable solvent (such as refluxing HOAc), or by reaction of 5 with hydroxylamine hydrochloride in HOAc with heat. The ester functionality of 6 can be reduced by standard methods (LiAlH<sub>4</sub>, DIBAL, LiBH<sub>4</sub>) to give alcohol 7 which can subsequently be converted to the corresponding halide 8 (e.g. PBr<sub>3</sub> in CH<sub>2</sub>Cl<sub>2</sub>, CBr<sub>4</sub>/PPh<sub>3</sub> in CH<sub>3</sub>CN or POCl<sub>3</sub>).

Conversion of halide 8 to the phosphorus compound 9 where W is Ph or alkyl is effected by treatment of 8 with W<sub>2</sub>POEt in toluene. Conversion of halide 8 to compound 9 where W

is OR (R is lower alkyl) may be effected by the reaction of 8 with HOP(OR)<sub>2</sub>/base/THF or by Arbuzov reaction with P(OR)<sub>3</sub>. Wittig reaction between 9 and aldehyde 10 (aldehyde 10 has been previously described in US patent 5,686,433) may be effected under standard conditions with base (n-BuLi, LiN(TMS)<sub>2</sub>, LDA) in an appropriate solvent (THF, Et<sub>2</sub>O, toluene, DMPU) to afford the adduct 11. Treatment of 11 under acidic conditions (e.g. TFA, HCl) effects the conversion of 11 to lactone Ia.

10 Saponification of Ia to Ib (where R<sub>3</sub> is alkali metal, or alkaline earth metal) can be effected by treatment of Ia with aqueous base or subsequently acidified to give Ib where R<sub>3</sub> is H. Additionally, Ia can be treated with an alcohol of the type R<sub>3</sub>OH under basic conditions to form

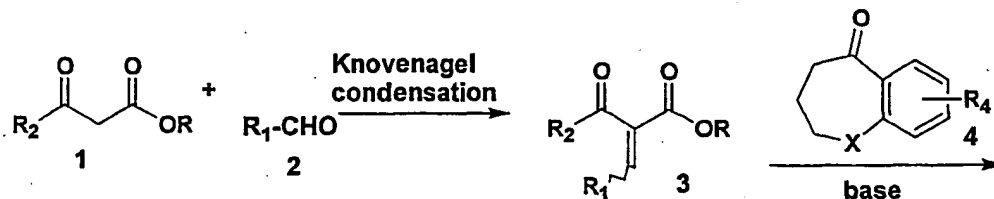
15 the corresponding esters of Ib.

As seen in Reaction Scheme 2, the saturated derivatives of compound I (where  is CH<sub>2</sub>-CH<sub>2</sub>) are obtained by catalytic (Pd/C, Pt/C, Pd(OH)<sub>2</sub>) hydrogenation of 11, Ia, or Ib to afford 12, Ic, or Id, respectively.

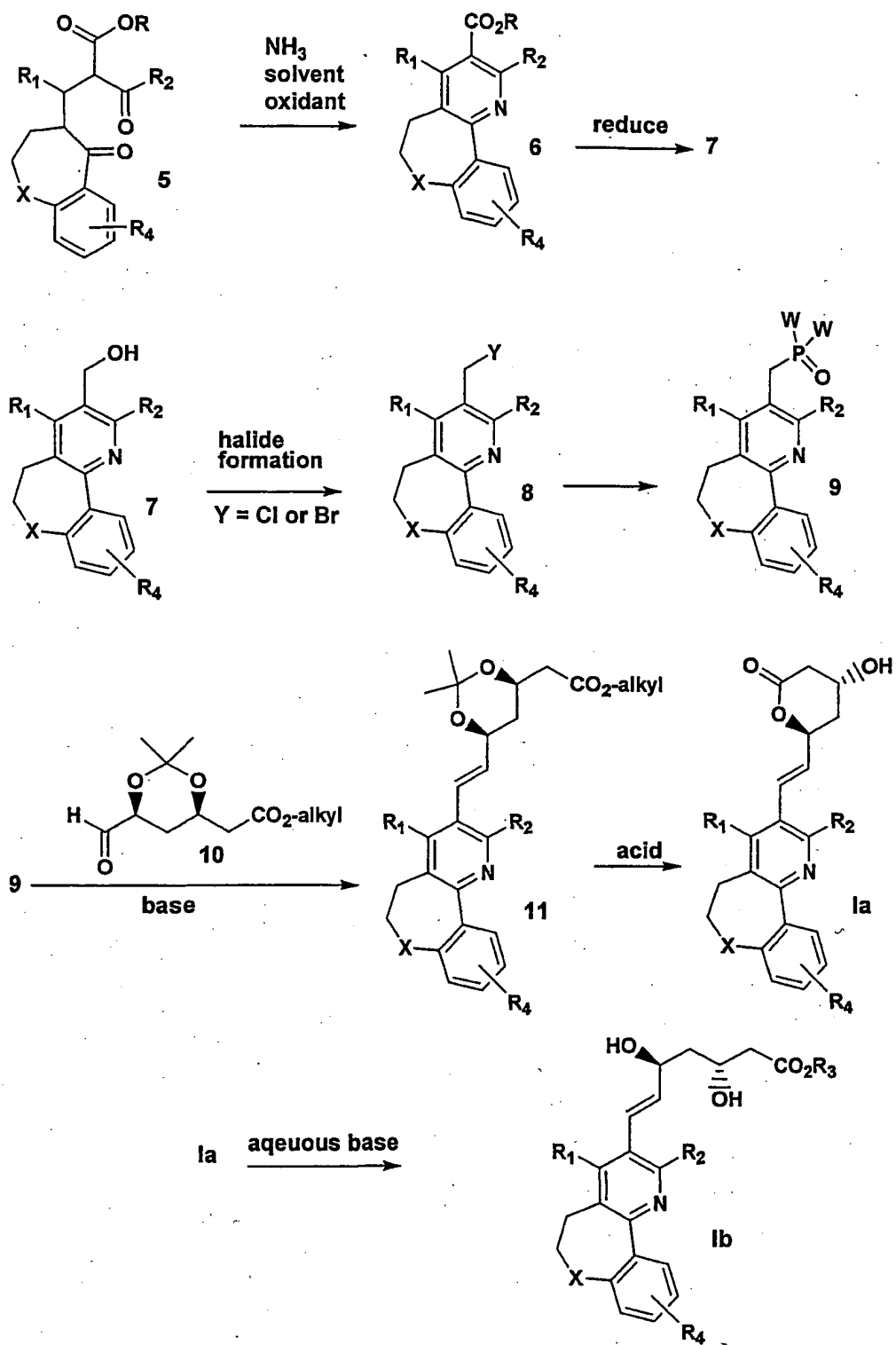
20 Compound 12 may be converted to Ic and Id following the earlier described methods for the conversion of compound 11 to Ia and Ib.

25

### Scheme 1

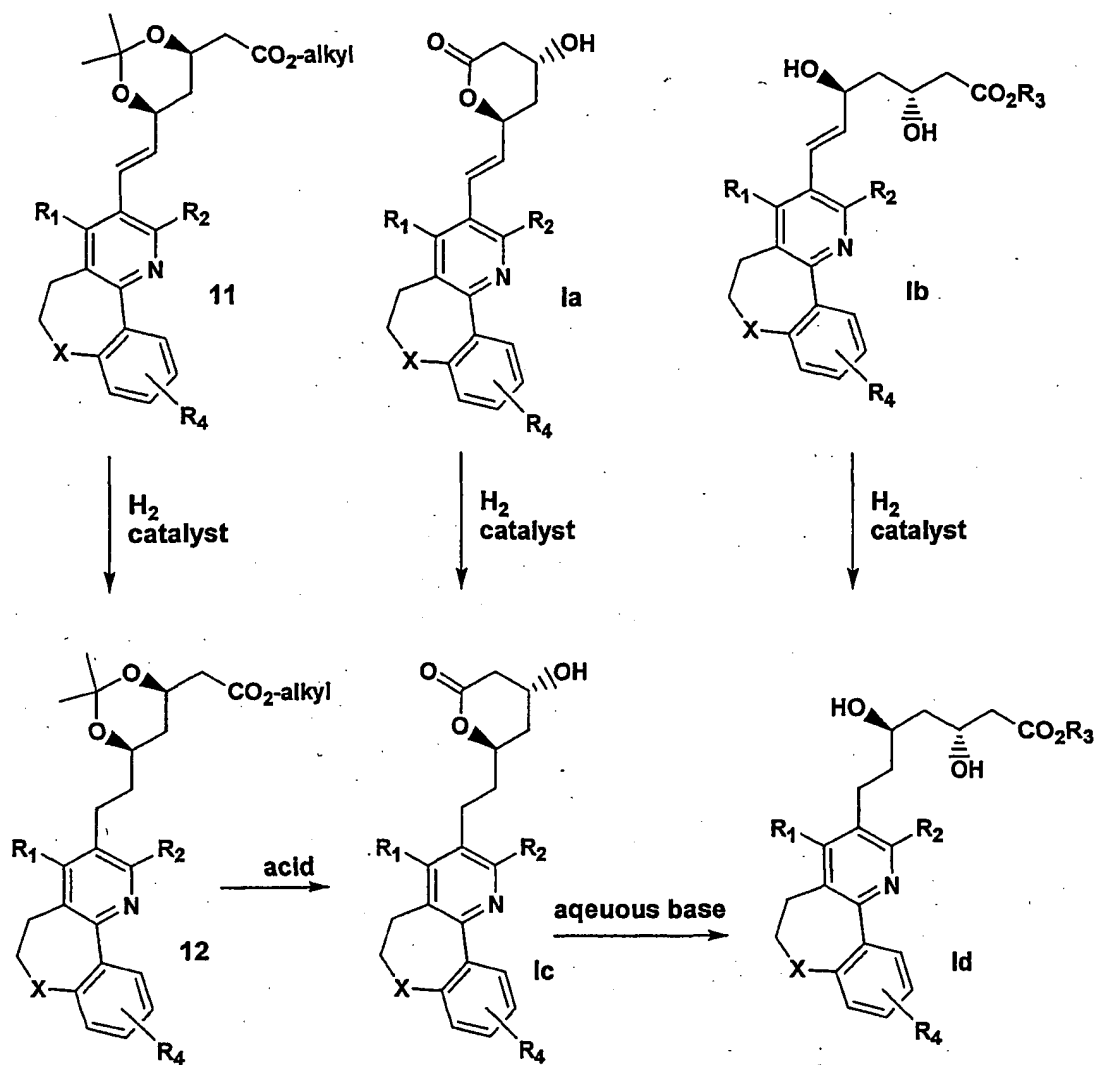






5

## Scheme 2

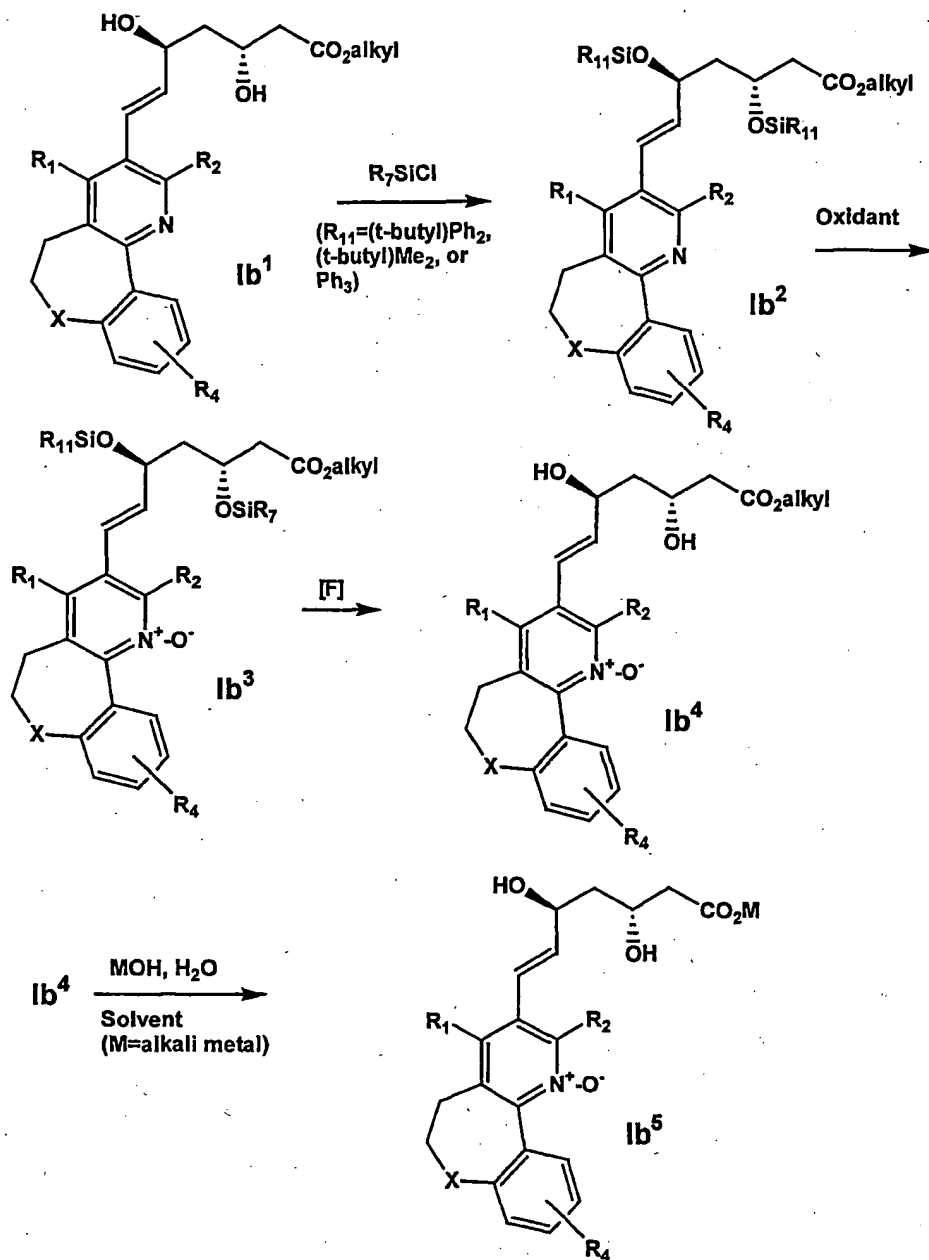


The synthesis of compounds I wherein  $\text{---}$  is  $\text{CH=CH}$  and  $n$  is 1, is described in Scheme 3. Bis-silylation of compound  $\text{Ib}^1$  with a bulky silylchloride (e.g.,  $\text{ClSi}(\text{t-butyl})\text{Ph}_2$ ,  $\text{ClSi}(\text{t-butyl})\text{Me}_2$ ,  $\text{ClSiPh}_3$ ) in the presence of a suitable base (e.g., TEA, imidazole, pyridine) and solvent (e.g.,  $\text{CH}_2\text{Cl}_2$ , THF) provides compound  $\text{Ib}^2$ . Treatment of  $\text{Ib}^2$  with oxidants such as  $m\text{-CPBA}$  or  $\text{CF}_3\text{CO}_3\text{H}$  in an appropriate solvent such as  $\text{CH}_2\text{Cl}_2$  or HOAc affords N-oxide  $\text{Ib}^3$ . Desilylation of  $\text{Ib}^3$  (TBAF/HOAc/THF or HF/ $\text{CH}_3\text{CN}$ ) gives  $\text{Ib}^4$  which may be saponified to  $\text{Ib}^5$  using

aqueous solutions of a metal hydroxide in an appropriate solvent (e.g., MeOH, dioxane).

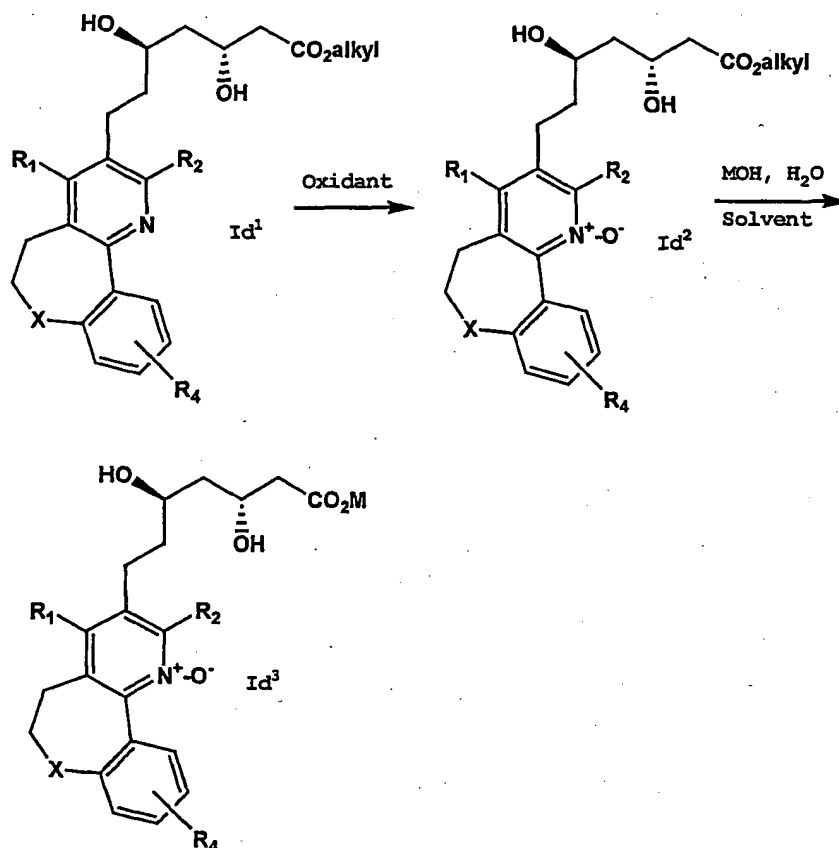
5

**SCHEME 3**



Additionally, compound Id<sup>1</sup> may be oxidized and saponified, as described above, to provide compounds I wherein  $\text{---}=\text{---}$  is CH<sub>2</sub>CH<sub>2</sub> and n is 1 (e.g., compounds Id<sup>2</sup> and Id<sup>3</sup>) as shown in Scheme 4.

5

**SCHEME 4**

10 It will be appreciated that in Schemes 1 to 4, with respect to compounds 4, 5, 6, 7, 8, 9, 11, Ia, Ib, 12, 15 Ic, Id, Ib<sup>1</sup>, Ib<sup>2</sup>, Ib<sup>3</sup>, Ib<sup>4</sup>, Ib<sup>5</sup>, Id<sup>1</sup>, Id<sup>2</sup> and Id<sup>3</sup>, although substituents R<sub>9</sub> and R<sub>10</sub> as defined hereinbefore are not included in these compounds, Schemes 1 to 4 may be carried out where such compounds include R<sub>9</sub> and R<sub>10</sub> substituents.

20 Scheme 5 depicts a preferred method for preparing the HMG CoA reductase inhibitor of formula I of the invention using the Julia-Kocienski olefination reaction employing 4-pyridyl carboxylaldehyde (18) and chiral

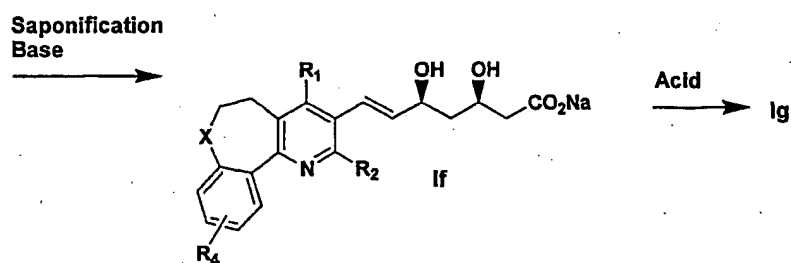
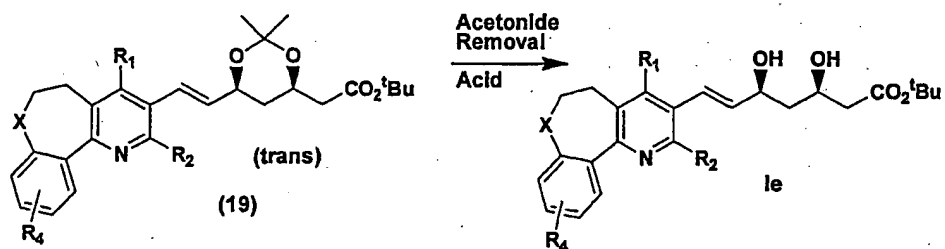
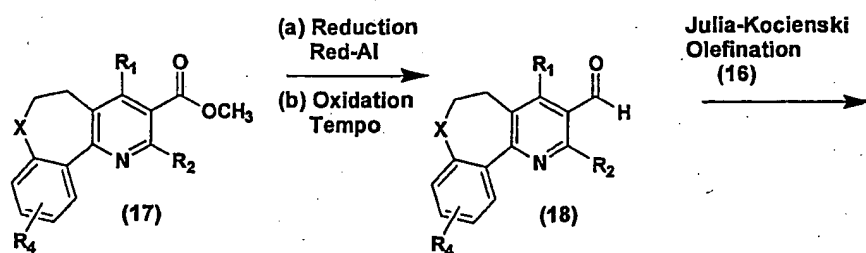
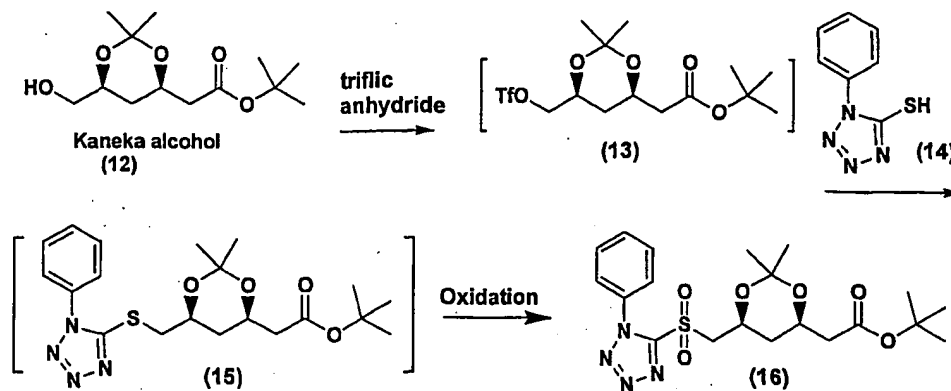
sulfone (16). The desired *trans* intermediate (19) is isolated in high yield and optical purity which is converted to the final product of the invention. As will be seen, the chiral sulfone (16), a key intermediate in the Julia-Kocienski step, is prepared in three steps starting from the commercially available Kaneka alcohol (12) via triflate (13) and sulfide intermediate (15).

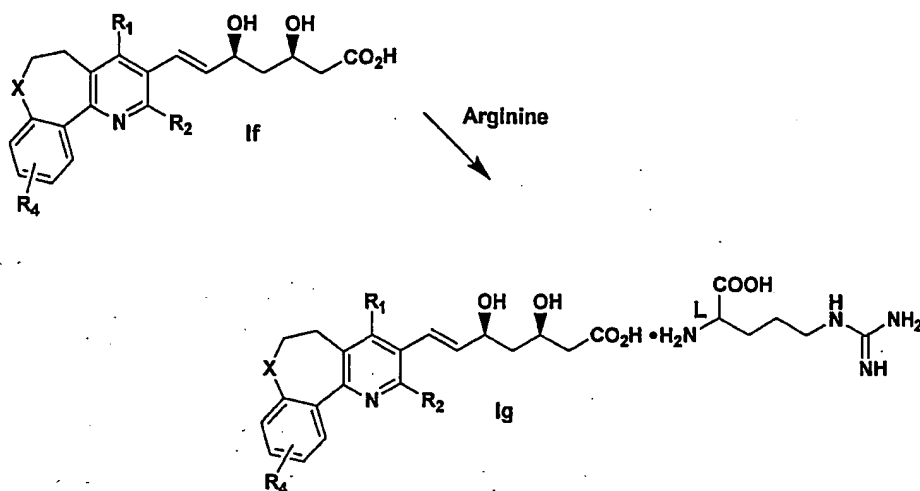
Referring to Scheme 5, treatment of commercially available chiral alcohol (12) with triflic anhydride and triethylamine in dichloromethane at low temperature (for example 0 to -30°C) affords triflate (13). Other pyridine or amine bases may be employed. Triflate (13) (without being isolated) is carried onto the next step without further purification. A methylene chloride solution of triflate (13) is treated with 1-phenyl-1H-tetrazole-5-thiol (14) to provide the chiral sulfide (15) which is oxidized with hydrogen peroxide in the presence of catalytic ammonium heptamolybdate tetrahydrate to give crystalline sulfone (16). Other oxidant, such as *m*-chloro-*p*-benzoic acid (mCPBA) may be employed.

Addition of LiHMDS or NaHMDS to a mixture of sulfone (16) and pyridine carboxylaldehyde (18) in THF at low temperature (-78 to -35°C) provides *trans* olefin (19) in high diastereoselectivity (>99%).

The pyridine aldehyde (18) is obtained as a crystalline solid form the corresponding ester (17). Reduction of ester (17) with Red-Al followed by oxidation with Tempo (2,2,6,6-tetramethyl-1-piperidinyloxy) gives aldehyde (18) in high yield. The final compound Ie of the invention is prepared in a one pot procedure starting from (19) without isolating any intermediates. Removal of acetonide under acidic condition provides diol Ie of the invention which upon further treatment with sodium hydroxide gives the sodium salt of the acid If of the invention. Subsequent treatment of If with acid followed by the addition of arginine produces crystalline arginine salt of the invention Ig.

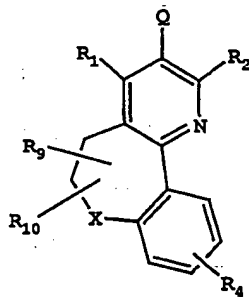
**Scheme 5**



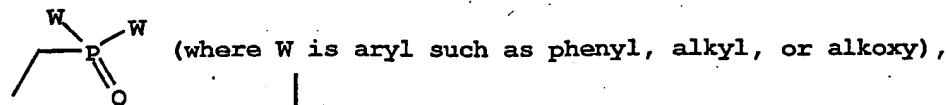
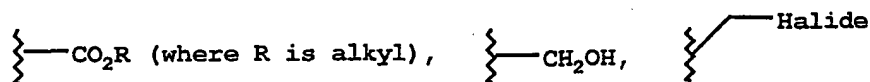


In addition, in accordance with the present invention, intermediates 6, 7, 8, 9, 11 and 12 are novel compounds and form part of the present invention. These compounds have the general structure

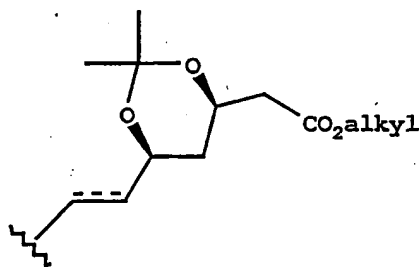
II



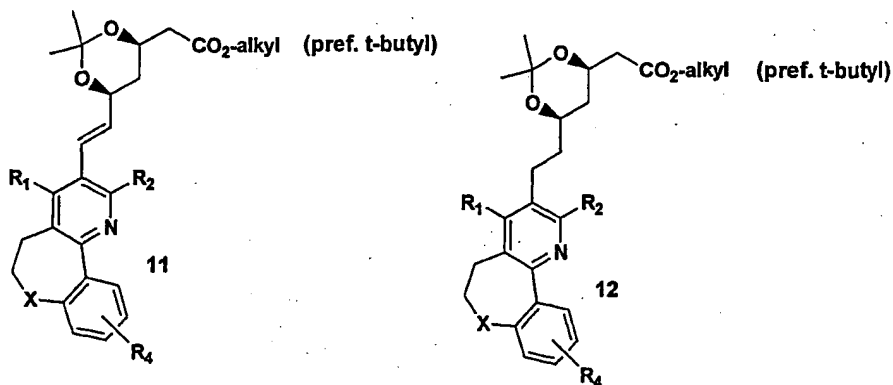
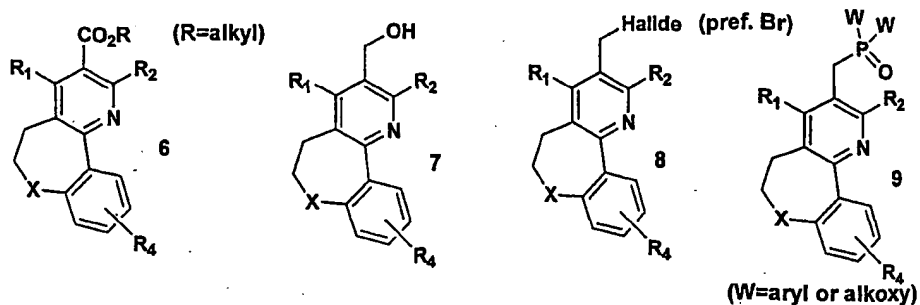
10 wherein X is O, S or NR<sub>7</sub>, R<sub>1</sub>, R<sub>2</sub>, R<sub>4</sub>, R<sub>7</sub>, R<sub>9</sub> and R<sub>10</sub> as are as defined above, Q is



or



Thus, the intermediates of the invention can have the following structures:



5

Compounds 6, 7, 8, 9, 11 and/or 12 may include R<sub>9</sub> and R<sub>10</sub> substituents.

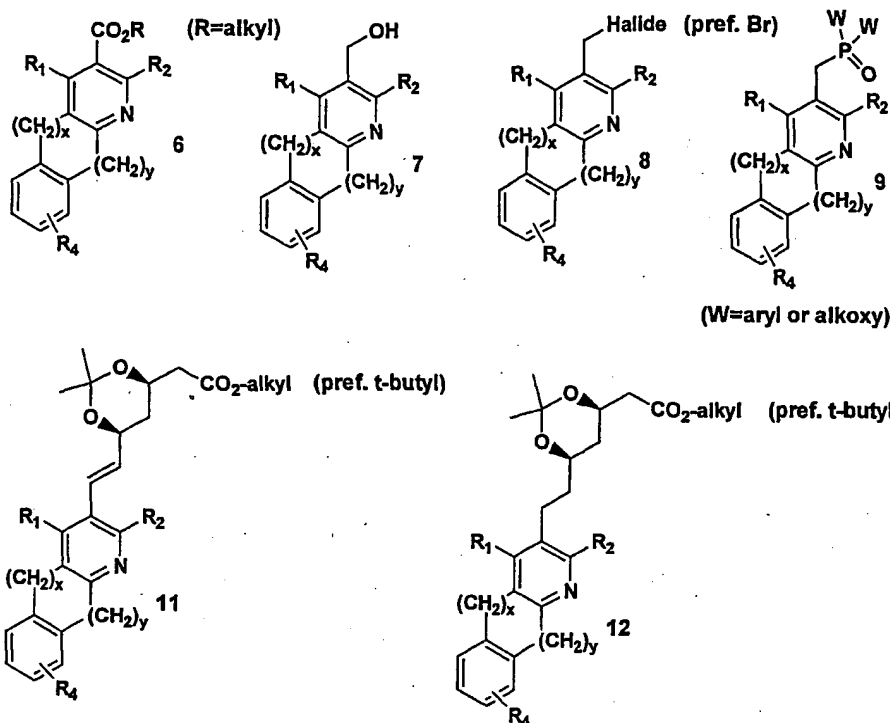
Compounds containing dihydroxy acid HMG-CoA binding domain side chains may be prepared in homochiral form, which is preferred, or may be prepared as racemic mixtures (3S\*, 5R\*) and may later be resolved to obtain the 3S, 5R isomer.

10

Thus, the intermediates of the invention can have the following structures:

15





Compounds containing dihydroxy acid HMG-CoA binding domain side chains may be prepared in homochiral form, which is preferred, or may be prepared as racemic mixtures (3S\*, 5R\*) and may later be resolved to obtain the 3S, 5R isomer.

The compounds of the invention are inhibitors of 3-hydroxy-3-methyl-glutaryl coenzyme A (HMG-CoA) reductase and thus are useful in inhibiting cholesterol biosynthesis and/or in lowering triglycerides, in a manner similar to atorvastatin, pravastatin, simvastatin, lovastatin, cerivastatin, visastatin (or rosuvastatin) (Astra Zeneca ZD4522), fluvastatin, itavastatin (or pitavastatin) and the like.

A further aspect of the present invention is a pharmaceutical composition containing at least one of the compounds of formula I of the present invention in association with a pharmaceutical vehicle or diluent. The pharmaceutical composition can be formulated employing conventional solid or liquid vehicles of diluents and pharmaceutical additives of a type

appropriate to the mode of desired administration. The compounds can be administered by an oral route, for example, in the form of tablets, capsules, granules or powders, or they can be administered by a parenteral route in the form of injectable preparations. Such dosage forms contain from 0.1 to 1500 mg of active compound per dosage, for use in the treatment. The dose to be administered depends on the unitary dose, the symptoms, and the age and the body weight of the patient.

The compounds of the present invention can be administered in a similar manner as known compounds suggested for use in inhibiting cholesterol biosynthesis, such as pravastatin, lovastatin, simvastatin, visastatin (or rosuvastatin), atorvastatin, cerivastatin, fluvastatin, itavastatin (or pitavastatin), and the like, in mammalian species such as humans, dogs, cats and the like. Thus, the compounds of the invention may be administered in an amount from about 0.1 to 500 mg in a single dose or in the form of individual doses from 1 to 4 times per day, preferably 0.2 to 100 mg daily or in sustained release form.

The HMG CoA reductase inhibitors of formula I may be employed in combination with all therapeutic agents which are useful in combination with HMG CoA reductase inhibitors.

Thus, where desired, the compounds of structure I may be used in combination with one or more hypolipidemic agents or lipid-lowering agents, or lipid agents, or lipid modulating agents, and/or one or more other types of therapeutic agents including antidiabetic agents, anti-obesity agents, antihypertensive agents, platelet aggregation inhibitors, anti-Alzheimer's agents, anti-dementia agents, anti-osteoporosis agents, and/or hormone replacement therapeutic agents, and/or other therapeutic agents, and/or other cardiovascular agents (including anti-anginal agents, anti-arrhythmic agents, anti-atherosclerosis agents, anti-inflammatory agents, anti-

platelet agents, anti-heart failure agents), anti-cancer agents, anti-infective agents, hormone replacement agents, growth hormone secretagogues, selective androgen receptor modulators, and/or other therapeutic agents  
5 which may be administered orally in the same dosage form or in a separate oral dosage form, or by injection.

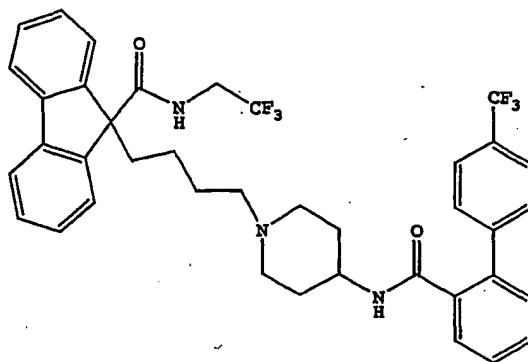
The hypolipidemic agent or lipid-lowering agent or other lipid agent or lipid modulating agent which may be optionally employed in combination with the compounds of  
10 formula I of the invention may include 1,2,3 or more MTP inhibitors, HMG CoA reductase inhibitors, squalene synthetase inhibitors, PPAR  $\alpha$  agonists, PPAR dual  $\alpha/\gamma$  agonists, PPAR  $\delta$  agonists, fibric acid derivatives, ACAT inhibitors, lipoxxygenase inhibitors, cholesterol  
15 absorption inhibitors, ileal Na<sup>+</sup>/bile acid cotransporter inhibitors, upregulators of LDL receptor activity, cholesteryl ester transfer protein inhibitors, bile acid sequestrants, and/or nicotinic acid and derivatives thereof.

20 MTP inhibitors employed herein include MTP inhibitors disclosed in U.S. Patent No. 5,595,872, U.S. Patent No. 5,739,135, U.S. Patent No. 5,712,279, U.S. Patent No. 5,760,246, U.S. Patent No. 5,827,875, U.S. Patent No. 5,885,983 and U.S. Application Serial No.  
25 09/175,180 filed October 20, 1998, now U.S. Patent No. 5,962,440. Preferred are each of the preferred MTP inhibitors disclosed in each of the above patents and applications.

30 All of the above U.S. Patents and applications are incorporated herein by reference.

Most preferred MTP inhibitors to be employed in accordance with the present invention include preferred MTP inhibitors as set out in U.S. Patent Nos. 5,739,135 and 5,712,279, and U.S. Patent No. 5,760,246.

35 The most preferred MTP inhibitor is 9-[4-[4-[[2-(2,2,2-Trifluoroethoxy)benzoyl]amino]-1-piperidinyl]butyl]-N-(2,2,2-trifluoroethyl)-9H-fluorene-9-carboxamide



The hypolipidemic agent may be an HMG CoA reductase inhibitor which includes, but is not limited to, mevastatin and related compounds as disclosed in U.S. Patent No. 3,983,140, lovastatin (mevinolin) and related compounds as disclosed in U.S. Patent No. 4,231,938, pravastatin and related compounds such as disclosed in U.S. Patent No. 4,346,227, simvastatin and related compounds as disclosed in U.S. Patent Nos. 4,448,784 and 4,450,171. Other HMG CoA reductase inhibitors which may be employed herein include, but are not limited to, fluvastatin, disclosed in U.S. Patent No. 5,354,772, cerivastatin disclosed in U.S. Patent Nos. 5,006,530 and 5,177,080, atorvastatin disclosed in U.S. Patent Nos. 4,681,893, 5,273,995, 5,385,929 and 5,686,104, pitavastatin (Nissan/Sankyo's nisvastatin (NK-104) or itavastatin), disclosed in U.S. Patent No. 5,011,930, Shionogi-Astra/Zeneca rosuvastatin (visastatin (ZD-4522)) disclosed in U.S. Patent No. 5,260,440, and related statin compounds disclosed in U.S. Patent No. 5,753,675, pyrazole analogs of mevalonolactone derivatives as disclosed in U.S. Patent No. 4,613,610, indene analogs of mevalonolactone derivatives as disclosed in PCT application WO 86/03488, 6-[2-(substituted-pyrrol-1-yl)-alkyl]pyran-2-ones and derivatives thereof as disclosed in U.S. Patent No. 4,647,576, Searle's SC-45355 (a 3-substituted pentanedioic acid derivative) dichloroacetate, imidazole analogs of mevalonolactone as disclosed in PCT application WO 86/07054, 3-carboxy-2-

hydroxy-propane-phosphonic acid derivatives as disclosed  
in French Patent No. 2,596,393, 2,3-disubstituted  
pyrrole, furan and thiophene derivatives as disclosed in  
European Patent Application No. 0221025, naphthyl analogs  
5 of mevalonolactone as disclosed in U.S. Patent No.  
4,686,237, octahydronaphthalenes such as disclosed in  
U.S. Patent No. 4,499,289, keto analogs of mevinolin  
(lovastatin) as disclosed in European Patent Application  
No.0,142,146 A2, and quinoline and pyridine derivatives  
10 disclosed in U.S. Patent No. 5,506,219 and 5,691,322.

In addition, phosphinic acid compounds useful in  
inhibiting HMG CoA reductase suitable for use herein are  
disclosed in GB 2205837.

The squalene synthetase inhibitors suitable for  
15 use herein include, but are not limited to,  $\alpha$ -phosphono-  
sulfonates disclosed in U.S. Patent No. 5,712,396, those  
disclosed by Biller et al, J. Med. Chem., 1988, Vol. 31,  
No. 10, pp 1869-1871, including isoprenoid (phosphinyl-  
methyl)phosphonates as well as other known squalene  
20 synthetase inhibitors, for example, as disclosed in U.S.  
Patent No. 4,871,721 and 4,924,024 and in Biller, S.A.,  
Neuenschwander, K., Ponpipom, M.M., and Poulter, C.D.,  
Current Pharmaceutical Design, 2, 1-40 (1996).

In addition, other squalene synthetase inhibitors  
25 suitable for use herein include the terpenoid  
pyrophosphates disclosed by P. Ortiz de Montellano et al,  
J. Med. Chem., 1977, 20, 243-249, the farnesyl  
diphosphate analog A and presqualene pyrophosphate (PSQ-  
PP) analogs as disclosed by Corey and Volante, J. Am.  
30 Chem. Soc., 1976, 98, 1291-1293, phosphinylphosphonates  
reported by McClard, R.W. et al, J.A.C.S., 1987, 109,  
5544 and cyclopropanes reported by Capson, T.L., PhD  
dissertation, June, 1987, Dept. Med. Chem. U of Utah,  
Abstract, Table of Contents, pp 16, 17, 40-43, 48-51,  
35 Summary.

Other hypolipidemic agents suitable for use herein  
include, but are not limited to, fibric acid derivatives,

such as fenofibrate, gemfibrozil, clofibrate, bezafibrate, ciprofibrate, clinofibrate and the like, probucol, and related compounds as disclosed in U.S. Patent No. 3,674,836, probucol and gemfibrozil being preferred, bile acid sequestrants such as cholestyramine, colestipol and DEAE-Sephadex (Sechalex<sup>®</sup>, Policexide<sup>®</sup>) and cholestagel (Sankyo/Geltex), as well as lipostabil (Rhone-Poulenc), Eisai E-5050 (an N-substituted ethanolamine derivative), imanixil (HOE-402), tetrahydrolipstatin (THL), istigmastanylphosphorylcholine (SPC, Roche), aminocyclodextrin (Tanabe Seiyoku), Ajinomoto AJ-814 (azulene derivative), melinamide (Sumitomo), Sandoz 58-035, American Cyanamid CL-277,082 and CL-283,546 (disubstituted urea derivatives), nicotinic acid (niacin), acipimox, acifran, neomycin, p-aminosalicylic acid, aspirin, poly(diallylmethylamine) derivatives such as disclosed in U.S. Patent No. 4,759,923, quaternary amine poly(diallyldimethylammonium chloride) and ionenes such as disclosed in U.S. Patent No. 4,027,009, and other known serum cholesterol lowering agents.

The other hypolipidemic agent may be an ACAT inhibitor (which also has anti-atherosclerosis activity) such as disclosed in, Drugs of the Future 24, 9-15 (1999), (Avasimibe); "The ACAT inhibitor, Cl-1011 is effective in the prevention and regression of aortic fatty streak area in hamsters", Nicolosi et al, Atherosclerosis (Shannon, Irel). (1998), 137(1), 77-85; "The pharmacological profile of FCE 27677: a novel ACAT inhibitor with potent hypolipidemic activity mediated by selective suppression of the hepatic secretion of ApoB100-containing lipoprotein", Ghiselli, Giancarlo, Cardiovasc. Drug Rev. (1998), 16(1), 16-30; "RP 73163: a bioavailable alkylsulfinyl-diphenylimidazole ACAT inhibitor", Smith, C., et al, Bioorg. Med. Chem. Lett. (1996), 6(1), 47-50; "ACAT inhibitors: physiologic mechanisms for hypolipidemic and anti-atherosclerotic

activities in experimental animals", Krause et al,  
Editor(s): Ruffolo, Robert R., Jr.; Hollinger, Manfred  
A., Inflammation: Mediators Pathways (1995), 173-98,  
Publisher: CRC, Boca Raton, Fla.; "ACAT inhibitors:  
5 potential anti-atherosclerotic agents", Sliskovic et al,  
Curr. Med. Chem. (1994), 1(3), 204-25; "Inhibitors of  
acyl-CoA:cholesterol O-acyl transferase (ACAT) as  
hypocholesterolemic agents. 6. The first water-soluble  
ACAT inhibitor with lipid-regulating activity. Inhibitors  
10 of acyl-CoA:cholesterol acyltransferase (ACAT). 7.  
Development of a series of substituted N-phenyl-N'-(1-  
phenylcyclopentyl)methyl]ureas with enhanced  
hypocholesterolemic activity", Stout et al, Chemtracts:  
Org. Chem. (1995), 8(6), 359-62, or TS-962 (Taisho  
15 Pharmaceutical Co. Ltd), as well as F-1394, CS-505,  
F-12511, HL-004, K-10085 and YIC-C8-434.

The hypolipidemic agent may be an upregulator of  
LDL receptor activity such as MD-700 (Taisho  
Pharmaceutical Co. Ltd) and LY295427 (Eli Lilly).

20 The hypolipidemic agent may be a cholesterol  
absorption inhibitor preferably Schering-Plough's  
SCH48461 (ezetimibe) as well as those disclosed in  
Atherosclerosis 115, 45-63 (1995) and J. Med. Chem. 41,  
973 (1998).

25 The other lipid agent or lipid-modulating agent  
may be a cholesteryl transfer protein inhibitor (CETP)  
such as Pfizer's CP-529,414 as well as those disclosed in  
WO/0038722 and in EP 818448 (Bayer) and EP 992496, and  
Pharmacia's SC-744 and SC-795 as well as CETi-1 and  
30 JTT-705.

The hypolipidemic agent may be an ileal Na<sup>+</sup>/bile  
acid cotransporter inhibitor such as disclosed in Drugs  
of the Future, 24, 425-430 (1999).

35 The ATP citrate lyase inhibitor which may be  
employed in the combination of the invention may include,  
for example, those disclosed in U.S. Patent No.  
5,447,954.

The other lipid agent also includes a phytoestrogen compound such as disclosed in WO 00/30665 including isolated soy bean protein, soy protein concentrate or soy flour as well as an isoflavone such as genistein, daidzein, glycitein or equol, or phytosterols, phytostanol or tocotrienol as disclosed in WO 2000/015201;

- a beta-lactam cholesterol absorption inhibitor such as disclosed in EP 675714;
- 10 an HDL upregulator such as an LXR agonist, a PPAR  $\alpha$ -agonist and/or an FXR agonist;
- an  $\alpha$ -glucosidase inhibitor, an aldose reductase inhibitor and/or an LDL catabolism promoter such as disclosed in EP 1022272;
- 15 a sodium-proton exchange inhibitor such as disclosed in DE 19622222;
- an LDL-receptor inducer or a steroidal glycoside such as disclosed in U.S. Patent No. 5,698,527 and GB 2304106;
- 20 an anti-oxidant such as beta-carotene, ascorbic acid,  $\alpha$ -tocopherol or retinol as disclosed in WO 94/15592 as well as Vitamin C and an antihomocysteine agent such as folic acid, a folate, Vitamin B6, Vitamin B12 and Vitamin E;
- 25 isoniazid as disclosed in WO 97/35576;
- a cholesterol absorption inhibitor, an HMG-CoA synthase inhibitor, or a lanosterol demethylase inhibitor as disclosed in WO 97/48701;
- a PPAR  $\delta$  agonist for treating dyslipidemia;
- 30 or a sterol regulating element binding protein-I (SREBP-1) as disclosed in WO 2000/050574, for example, a sphingolipid, such as ceramide, or neutral sphingomyelase (N-SMase) or fragment thereof.
- Preferred hypolipidemic agents are pravastatin, 35 lovastatin, simvastatin, atorvastatin, fluvastatin, cerivastatin, pitavastatin and rosuvastatin, as well as niacin and/or cholestagel.



The above-mentioned U.S. patents are incorporated herein by reference. The amounts and dosages employed will be as indicated in the Physician's Desk Reference and/or in the patents set out above or as otherwise known  
5 in the art.

The compounds of formula I of the invention will be employed in a weight ratio to the hypolipidemic agent (were present), within the range from about 500:1 to about 1:500, preferably from about 100:1 to about 1:100.

10 The dose administered must be carefully adjusted according to age, weight and condition of the patient, as well as the route of administration, dosage form and regimen and the desired result.

The dosages and formulations for the hypolipidemic  
15 agent or other lipid agent or lipid modulating agent will be as disclosed in the various patents and applications discussed above.

The dosages and formulations for the other  
20 hypolipidemic agent or other lipid agent or lipid modulating agent to be employed, where applicable, will be as set out in the latest edition of the Physicians' Desk Reference.

For oral administration, a satisfactory result may be obtained employing the MTP inhibitor in an amount  
25 within the range of from about 0.01 mg to about 500 mg and preferably from about 0.1 mg to about 100 mg, one to four times daily.

A preferred oral dosage form, such as tablets or capsules, will contain the MTP inhibitor in an amount of  
30 from about 1 to about 500 mg, preferably from about 2 to about 400 mg, and more preferably from about 5 to about 250 mg, one to four times daily.

For oral administration, a satisfactory result may be obtained employing an HMG CoA reductase inhibitor, for  
35 example, pravastatin, lovastatin, simvastatin, atorvastatin, fluvastatin or cerivastatin in dosages employed as indicated in the Physician's Desk Reference,

such as in an amount within the range of from about 1 to 2000 mg, and preferably from about 4 to about 200 mg.

The squalene synthetase inhibitor may be employed in dosages in an amount within the range of from about 10 mg to about 2000 mg and preferably from about 25 mg to about 200 mg.

A preferred oral dosage form, such as tablets or capsules, will contain the HMG CoA reductase inhibitor in an amount from about 0.1 to about 100 mg, preferably from about 0.5 to about 80 mg, and more preferably from about 1 to about 40 mg.

A preferred oral dosage form, such as tablets or capsules will contain the squalene synthetase inhibitor in an amount of from about 10 to about 500 mg, preferably from about 25 to about 200 mg.

The anti-atherosclerotic agent includes a lipoxxygenase inhibitor including a 15-lipoxxygenase (15-LO) inhibitor such as benzimidazole derivatives as disclosed in WO 97/12615, 15-LO inhibitors as disclosed in WO 97/12613, isothiazolones as disclosed in WO 96/38144, and 15-LO inhibitors as disclosed by Sendobry et al "Attenuation of diet-induced atherosclerosis in rabbits with a highly selective 15-lipoxxygenase inhibitor lacking significant antioxidant properties," Brit. J. Pharmacology (1997) 120, 1199-1206, and Cornicelli et al, "15-Lipoxxygenase and its Inhibition: A Novel Therapeutic Target for Vascular Disease", Current Pharmaceutical Design, 1999, 5, 11-20.

The compounds of formula I and the hypolipidemic agent may be employed together in the same oral dosage form or in separate oral dosage forms taken at the same time.

The compositions described above may be administered in the dosage forms as described above in single or divided doses of one to four times daily. It may be advisable to start a patient on a low dose

combination and work up gradually to a high dose combination.

The antidiabetic agent which may be optionally employed in combination with the HMG-CoA reductase inhibitor of formula I may be 1,2,3 or more antidiabetic agents or antihyperglycemic agents including insulin secretagogues or insulin sensitizers, which may include biguanides, sulfonyl ureas, glucosidase inhibitors, aldose reductase inhibitors, PPAR  $\gamma$  agonists such as thiazolidinediones, PPAR  $\alpha$  agonists (such as fibric acid derivatives), PPAR  $\delta$  antagonists or agonists, aP2 inhibitors, PPAR  $\alpha/\gamma$  dual agonists, dipeptidyl peptidase IV (DP4) inhibitors, SGLT2 inhibitors, glycogen phosphorylase inhibitors, and/or meglitinides, as well as insulin, and/or glucagon-like peptide-1 (GLP-1), and/or a PTP-1B inhibitor (protein tyrosine phosphatase-1B inhibitor).

The antidiabetic agent may be an oral antihyperglycemic agent preferably a biguanide such as metformin or phenformin or salts thereof, preferably metformin HCl.

Where the antidiabetic agent is a biguanide, the compounds of structure I will be employed in a weight ratio to biguanide within the range from about 0.001:1 to about 10:1, preferably from about 0.01:1 to about 5:1.

The antidiabetic agent may also preferably be a sulfonyl urea such as glyburide (also known as glibenclamide), glimepiride (disclosed in U.S. Patent No. 4,379,785), glipizide, gliclazide or chlorpropamide, other known sulfonylureas or other antihyperglycemic agents which act on the ATP-dependent channel of the  $\beta$ -cells, with glyburide and glipizide being preferred, which may be administered in the same or in separate oral dosage forms.

The compounds of structure I will be employed in a weight ratio to the sulfonyl urea in the range from about

0.01:1 to about 100:1, preferably from about 0.02:1 to about 5:1.

The oral antidiabetic agent may also be a glucosidase inhibitor such as acarbose (disclosed in U.S. Patent No. 4,904,769) or miglitol (disclosed in U.S. Patent No. 4,639,436), which may be administered in the same or in a separate oral dosage forms.

The compounds of structure I will be employed in a weight ratio to the glucosidase inhibitor within the range from about 0.01:1 to about 100:1, preferably from about 0.05:1 to about 10:1.

The compounds of structure I may be employed in combination with a PPAR  $\gamma$  agonist such as a thiazolidinedione oral anti-diabetic agent or other insulin sensitizers (which has an insulin sensitivity effect in NIDDM patients) such as troglitazone (Warner-Lambert's Rezulin<sup>®</sup>, disclosed in U.S. Patent No. 4,572,912), rosiglitazone (SKB), pioglitazone (Takeda), Mitsubishi's MCC-555 (disclosed in U.S. Patent No. 5,594,016), Glaxo-Wellcome's GL-262570, englitazone (CP-68722, Pfizer) or darglitazone (CP-86325, Pfizer), isaglitazone (MIT/J&J), JTT-501 (JPNT/P&U), L-895645 (Merck), R-119702 (Sankyo/WL), NN-2344 (Dr. Reddy/NN), or YM-440 (Yamanouchi), preferably rosiglitazone and pioglitazone.

The compounds of structure I will be employed in a weight ratio to the thiazolidinedione in an amount within the range from about 0.01:1 to about 100:1, preferably from about 0.05:1 to about 10:1.

The sulfonyl urea and PPAR  $\gamma$  agonists in amounts of less than about 150 mg oral antidiabetic agent may be incorporated in a single tablet with the compounds of structure I.

The compounds of structure I may also be employed in combination with an antihyperglycemic agent such as insulin or with glucagon-like peptide-1 (GLP-1) or mimetic such as GLP-1(1-36) amide, GLP-1(7-36) amide, GLP-1(7-37) (as disclosed in U.S. Patent No. 5,614,492 to

Habener, the disclosure of which is incorporated herein by reference), as well as AC2993 (Amylen) and LY-315902 (Lilly), which may be administered via injection, intranasal, inhalation or by transdermal or buccal devices.

Where present, metformin, the sulfonyl ureas, such as glyburide, glimepiride, glipyrise, glipizide, chlorpropamide and gliclazide and the glucosidase inhibitors acarbose or miglitol or insulin (injectable, pulmonary, buccal, or oral) may be employed in formulations as described above and in amounts and dosing as indicated in the Physician's Desk Reference (PDR).

Where present, metformin or salt thereof may be employed in amounts within the range from about 500 to about 2000 mg per day which may be administered in single or divided doses one to four times daily.

Where present, the PPAR anti-diabetic agent may be employed in amounts within the range from about 0.01 to about 2000 mg/day which may be administered in single or divided doses one to four times per day.

Where present insulin and other anti-diabetic agents as set out above may be employed in formulations, amounts and dosing as indicated by the Physician's Desk Reference.

Where present GLP-1 peptides or mimetics may be administered in oral buccal formulations, by nasal administration or parenterally as described in U.S. Patent Nos. 5,346,701 (TheraTech), 5,614,492 and 5,631,224 which are incorporated herein by reference.

The antidiabetic agent or other lipid agent may also be a PPAR modulator such as a PPAR  $\alpha/\gamma$  dual agonist such as AR-HO39242 (Astra/Zeneca), GW-409544 (Glaxo-Wellcome), KRP297 (Kyorin Merck) as well as those disclosed by Murakami et al, "A Novel Insulin Sensitizer Acts As a Coligand for Peroxisome Proliferation - Activated Receptor Alpha (PPAR alpha) and PPAR gamma. Effect on PPAR alpha Activation on Abnormal Lipid

Metabolism in Liver of Zucker Fatty Rats", Diabetes 47, 1841-1847 (1998), and in U.S. application Serial No. 09/664,598, filed September 18, 2000, (attorney file LA29) the disclosure of which is incorporated herein by  
5 reference, employing dosages as set out therein, which compounds designated as preferred are preferred for use herein.

The antidiabetic agent may be an SGLT2 inhibitor such as disclosed in U.S. application Serial No.  
10 09/679,027, filed October 4, 2000 (attorney file LA49), employing dosages as set out therein. Preferred are the compounds designated as preferred in the above application.

The antidiabetic agent may be an  $\alpha$ 2 inhibitor  
15 such as disclosed in U.S. application Serial No. 09/391,053, filed September 7, 1999, and in U.S. application Serial No. 09/519,079, filed March 6, 2000 (attorney file LA27), employing dosages as set out herein. Preferred are the compounds designated as  
20 preferred in the above application.

The antidiabetic agent may be a DP4 inhibitor such as disclosed in application Serial No. 09/788,173, filed February 16, 2001 (attorney file LA50), WO99/38501, WO99/46272, WO99/67279 (PROBIODRUG), WO99/67278  
25 (PROBIODRUG), WO99/61431 (PROBIODRUG), NVP-DPP728A (1-[[[2-[(5-cyanopyridin-2-yl)amino]ethyl]amino]acetyl]-2-cyano-(S)-pyrrolidine) (Novartis) (preferred) as disclosed by Hughes et al, Biochemistry, 38(36), 11597-11603, 1999, TSL-225 (tryptophyl-1,2,3,4-tetrahydro-  
30 isoquinoline-3-carboxylic acid (disclosed by Yamada et al, Bioorg. & Med. Chem. Lett. 8 (1998) 1537-1540, 2-cyanopyrrolidides and 4-cyanopyrrolidides as disclosed by Ashworth et al, Bioorg. & Med. Chem. Lett., Vol. 6, No. 22, pp 1163-1166 and 2745-2748 (1996) employing dosages  
35 as set out in the above references.

The meglitinide which may optionally be employed in combination with the compound of formula I of the

invention may be repaglinide or Starlix® (Novartis), nateglinide (Novartis) or KAD1229 (PF/Kissei), with repaglinide being preferred.

5 The antidiabetic compound may be a melanocortin receptor agonist such as a spiropiperidine as disclosed in WO 99/64002.

The HMG CoA reductase inhibitor of formula I will be employed in a weight ratio to the meglitinide, PPAR modulator such as a PPAR  $\gamma$  agonist, PPAR  $\alpha$  agonist, PPAR  $\delta$  10 agonists or antagonist, PPAR  $\alpha/\gamma$  dual agonist, aP2 inhibitor, DP4 inhibitor or SGLT2 inhibitor or other antidiabetic agent within the range from about 0.01:1 to about 100:1, preferably from about 0.05:1 to about 10:1.

The other type of therapeutic agent which may be 15 optionally employed with the HMG CoA reductase inhibitor of formula I may be 1, 2, 3 or more of an anti-obesity agent including a beta 3 adrenergic agonist, a lipase inhibitor, a serotonin (and dopamine) reuptake inhibitor, an aP2 inhibitor, a thyroid receptor beta drug, a PTP-1B 20 inhibitor, an anorectic agent, a PPAR modulator including PPAR  $\gamma$  antagonists, PPAR  $\alpha$  agonists, PPAR  $\delta$  antagonists, a CCKA agonist, a leptin inhibitor such as a leptin receptor activator, a neuropeptide Y antagonist, a melanocortin-4-receptor (MC4R) agonist, a fatty acid 25 oxidation upregulator or inducer (such as Famoxin® Genset).

The beta 3 adrenergic agonist which may be optionally employed in combination with a compound of formula I may be AJ9677 (Takeda/Dainippon), L750355 30 (Merck), or CP331648 (Pfizer) or other known beta 3 agonists as disclosed in U.S. Patent Nos. 5,541,204, 5,770,615, 5,491,134, 5,776,983 and 5,488,064, with AJ9677, L750,355 and CP331648 being preferred.

The neuropeptide Y antagonists which may be optionally employed in combination with a compound of formula I include those described in WO 0113917 (BMS) or in U.S. Patent No. 6,218,408 (Synaptic) and in WO 0114376  
5 (Banyu).

The lipase inhibitor which may be optionally employed in combination with a compound of formula I may be orlistat or ATL-962 (Alizyme), with orlistat being preferred.

10 The serotonin (and dopoamine) reuptake inhibitor which may be optionally employed in combination with a compound of formula I may be sibutramine, topiramate (Johnson & Johnson) or axokine (Regeneron), with sibutramine and topiramate being preferred.

15 The thyroid receptor beta compound which may be optionally employed in combination with a compound of formula I may be a thyroid receptor ligand as disclosed in WO97/21993 (U. Cal SF), WO99/00353 (KaroBio), GB98/284425 (KaroBio), and U.S. Provisional Application  
20 60/183,223 filed February 17, 2000, with compounds of the KaroBio applications and the above U.S. provisional application being preferred.

The anorectic agent which may be optionally employed in combination with a compound of formula I may  
25 be dexamphetamine, phentermine, phenylpropanolamine or mazindol, with dexamphetamine being preferred.

The CCKA agonists which may be employed herein include Glaxo-SmithKline's GI-181,771 and Sanofi's SR146,131.

30 The PTP-1B inhibitor which may be an anti-oesity and/or an antidiabetic agent include those disclosed in WO 99/585,521, WO 99/58518, WO 99/58522 and WO 99/61435.

The anti-obesity agent employed may also be Pfizer's P57 or CP-644,673 (licensed from Phytopharm).



The various anti-obesity agents described above may be employed in the same dosage form with the compound of formula I or in different dosage forms, in dosages and regimens as generally known in the art or in the PDR.

5           The antihypertensive agents which may be employed in combination with the HMG CoA reductase inhibitors of the invention include ACE inhibitors, angiotensin II receptor antagonists, NEP inhibitors such as candoxatril, NEP/ACE inhibitors, as well as calcium channel blockers  
10 (such as verapamil and amlodipine besylate), T-channel calcium antagonists (such as mibefradil),  $\beta$ -adrenergic blockers, diuretics,  $\alpha$ -adrenergic blockers (such as doxazosin mesylate and terazosin HCl), dual action receptor antagonists (DARA), heart failure drugs such as  
15 digoxin, and other types of antihypertensive agents.

          The angiotensin converting enzyme inhibitor which may be employed herein includes those containing a mercapto (-S-) moiety such as substituted proline derivatives, such as any of those disclosed in U.S. Pat.  
20 No. 4,046,889 to Ondetti et al mentioned above, with captopril, that is, 1-[(2S)-3-mercapto-2-methylpropionyl]-L-proline, being preferred, and mercaptoacyl derivatives of substituted prolines such as any of those disclosed in U.S. Pat. No. 4,316,906 with  
25 zofenopril being preferred.

          Other examples of mercapto containing ACE inhibitors that may be employed herein include rentiapril (fentiapril, Santen) disclosed in Clin. Exp. Pharmacol. Physiol. 10:131 (1983); as well as pivopril and YS980.

30           Other examples of angiotensin converting enzyme inhibitors which may be employed herein include any of those disclosed in U.S. Pat. No. 4,374,829 mentioned above, with N-(1-ethoxycarbonyl-3-phenylpropyl)-L-alanyl-L-proline, that is, enalapril, being preferred, any of

the phosphonate substituted amino or imino acids or salts disclosed in U.S. Pat. No. 4,452,790 with (S)-1-[6-amino-2-[[hydroxy-(4-phenylbutyl)phosphinyl]oxy]-1-oxohexyl]-L-proline or (ceronapril) being preferred,

5 phosphinylalkanoyl prolines disclosed in U.S. Pat. No. 4,168,267 mentioned above with fosinopril being preferred, any of the phosphinylalkanoyl substituted prolines disclosed in U.S. Pat. No. 4,337,201, and the phosphonamidates disclosed in U.S. Pat. No. 4,432,971

10 discussed above.

Other examples of ACE inhibitors that may be employed herein include Beecham's BRL 36,378 as disclosed in European Patent Application Nos. 80822 and 60668; Chugai's MC-838 disclosed in C.A. 102:72588v and Jap. J. Pharmacol. 40:373 (1986); Ciba-Geigy's CGS 14824 (3-([1-ethoxycarbonyl-3-phenyl-(1S)-propyl]amino)-2,3,4,5-tetrahydro-2-oxo-1-(3S)-benzazepine-1 acetic acid HCl) disclosed in U.K. Patent No. 2103614 and CGS 16,617 (3(S)-[[(1S)-5-amino-1-carboxypentyl]amino]-2,3,4,5-tetrahydro-2-oxo-1H-1-benzazepine-1-ethanoic acid) disclosed in U.S. Pat. No. 4,473,575; cetapril (alacepril, Dainippon) disclosed in Eur. Therap. Res. 39:671 (1986); 40:543 (1986); ramipril (Hoechst) disclosed in Euro. Patent No. 79-022 and Curr. Ther. Res. 40:74 (1986); Ru 44570 (Hoechst) disclosed in Arzneimittelforschung 34:1254 (1985), cilazapril (Hoffman-LaRoche) disclosed in J. Cardiovasc. Pharmacol. 9:39 (1987); R 31-2201 (Hoffman-LaRoche) disclosed in FEBS Lett. 165:201 (1984); lisinopril (Merck), indalapril (delapril) disclosed in U.S. Pat. No. 4,385,051; indolapril (Schering) disclosed in J. Cardiovasc. Pharmacol. 5:643, 655 (1983), spirapril (Schering) disclosed in Acta. Pharmacol. Toxicol. 59 (Supp. 5):173 (1986); perindopril (Servier) disclosed in Eur. J. clin. Pharmacol. 31:519 (1987); quinapril (Warner-Lambert)

15  
20  
25  
30  
35

disclosed in U.S. Pat. No. 4,344,949 and CI925 (Warner-Lambert) ([3S-[2[R(\*)R(\*)]]3R(\*)]-2-[2-[[1-(ethoxy-carbonyl)-3-phenylpropyl]amino]-1-oxopropyl]-1,2,3,4-tetrahydro-6,7-dimethoxy-3-isoquinolinecarboxylic acid HCl) disclosed in Pharmacologist 26:243, 266 (1984), WY-44221 (Wyeth) disclosed in J. Med. Chem. 26:394 (1983).

Preferred ACE inhibitors are captopril, fosinopril, enalapril, lisinopril, quinapril, benazepril, fentiapril, ramipril and moexipril.

NEP/ACE inhibitors may also be employed herein in that they possess neutral endopeptidase (NEP) inhibitory activity and angiotensin converting enzyme (ACE) inhibitory activity. Examples of NEP/ACE inhibitors suitable for use herein include those disclosed in U.S. Pat. No.s. 5,362,727, 5,366,973, 5,225,401, 4,722,810, 5,223,516, 4,749,688, U.S. Patent. No. 5,552,397, U.S. Pat. No. 5,504,080, U.S. Patent No. 5,612,359, U.S. Pat. No. 5,525,723, European Patent Application 0599,444, 0481,522, 0599,444, 0595,610, European Patent Application 0534363A2, 534,396 and 534,492, and European Patent Application 0629627A2.

Preferred are those NEP/ACE inhibitors and dosages thereof which are designated as preferred in the above patents/applications which U.S. patents are incorporated herein by reference; most preferred are omapatrilat, gemopatrilat ([S[(R\*,R\*)]-hexahydro-6-[(2-mercapto-1-oxo-3-phenylpropyl)amino]-2,2-dimethyl-7-oxo-1H-azepine-1-acetic acid) and CGS 30440.

The angiotensin II receptor antagonist (also referred to herein as angiotensin II antagonist or AII antagonist) suitable for use herein includes, but is not limited to, irbesartan, losartan, valsartan, candesartan, tasosartan or eprosartan, with irbesartan, losartan or valsartan being preferred.

A preferred oral dosage form, such as tablets or capsules, will contain the ACE inhibitor or AII antagonist in an amount within the range from about 0.1 to about 500 mg, preferably from about 5 to about 200 mg and more preferably from about 10 to about 150 mg.

For parenteral administration, the ACE inhibitor, angiotensin II antagonist or NEP/ACE inhibitor will be employed in an amount within the range from about 0.005 mg/kg to about 10 mg/kg and preferably from about 0.01 mg/kg to about 1 mg/kg.

Where a drug is to be administered intravenously, it will be formulated in conventional vehicles, such as distilled water, saline, Ringer's solution or other conventional carriers.

It will be appreciated that preferred dosages of ACE inhibitor and AII antagonist will be as set out in the latest edition of the Physician's Desk Reference (PDR).

Dual action receptor antagonists (DARA) suitable for use herein include those disclosed in U.S. applications Serial No. 09/513,779, filed February 25, 2000, and Serial No. 09/604,322, filed June 26, 2000.

Other examples of preferred antihypertensive agents suitable for use herein include omapatrilat (Vanlev®), gemopatrilat, amlodipine besylate (Norvasc®), prazosin HCl (Minipress®), verapamil, nifedipine, diltiazem, felodipine, nisoldipine, isradipine, nicardipine, beta blockers such as nadolol, atenolol (Tenormin®), sotalol, terazosin, doxazosin, carvedilol, and propranolol, and clonidine HCl (Catapres®).

Diuretics which may be employed in combination with compounds of formula I include hydrochlorothiazide, torasemide, furosemide, spironolactone, and indapamide.

Antiplatelet agents which may be employed in combination with compounds of formula I of the invention include aspirin, clopidogrel, ticlopidine, dipyridamole, abciximab, tirofiban, eptifibatide, anagrelide, and ifetroban, with clopidogrel and aspirin being preferred.

The antihypertensive agents, diuretics and antiplatelet drugs may be employed in amounts as indicated in the PDR. Ifetroban may be employed in amounts as set out in U.S. Patent No. 5,100,889.

Anti-Alzheimer's agents or anti-dementia agents suitable for use herein with the HMG CoA reductase inhibitors of the invention include tacrine HCl (Cognex®) and donepezil (Aricept®), as well as  $\gamma$ -secretase inhibitors,  $\beta$ -secretase inhibitors and/or antihypertensive agents. Dosages employed will be as set out in the PDR.

Antiosteoporosis agents suitable for use herein in combination with the HMG CoA reductase inhibitors of the invention include parathyroid hormone or bisphosphonates, such as MK-217 (alendronate) (Fosamax®) as well as Ca receptor agonists and progestin receptor agonists. Dosages employed will be as set out in the PDR.

The hormone replacement therapeutic agents, where present, will be employed in dosages as set out in the latest edition of the PDR. Examples of such agents include selective estrogen receptor modulators (SERMs) such as raloxifen, tamoxifen or lasoxifen.

The HMG CoA reductase compound of the invention may also be employed in combination with a tyrosine kinase inhibitor such as disclosed in WO 2000/053605;

the selective androgen receptor modulator suitable for use herein may be LGD-2226 (Ligand);

the antiarrhythmic agents suitable for use herein include  $\beta$ -blockers as set out herein including sotalol and amioderome, calcium channel blockers as set out herein including verapamil, nifedipine, amlodipine-besylate, and diltiazem, which may also be used in

combination with a debrillator device such as a pace  
maker;

coenzyme Q sub. 10 such as disclosed in U.S. Patent  
No. 5,316,765, 4,933,165, 4,929,437;

5 an agent that upregulates type III endothelial cell  
nitric acid syntase such as disclosed in WO 2000/003746;

a chondroprotective compound such as a polysulfated  
glycosaminoglycan (PSGAG), glucosamine, chondroitin  
sulfate (CS), hyaluronic acid (HA), pentosan polysulfate  
10 (PPS), doxycycline or minocycline, such as disclosed in  
EP 970694;

a cyclooxygenase (COX)-2 inhibitor, such as  
celecoxib (Celebrex® (Searle)) or rofecoxib (Vioxx®  
(Merck)) or a glycoprotein IIa/IIIb receptor antagonist  
15 such as disclosed in WO 99/45913 and tirofiban or  
abciximab;

a 5-HT reuptake inhibitor such as disclosed in WO  
99/44609;

20 anti-anginal agents such as vasodilators, for  
example, isosorbide dinitrate, or nitroglycerin;

a growth hormone secretagogue such as disclosed in  
U.S. applications Serial No. 09/662,448, filed September  
14, 2000, and U.S. Provisional application 60/203,335,  
filed May 11, 2000, and MK-677 (Merck), Pfizer's CP-  
25 424391 and Lilly's LY 444,711;

anti-atherosclerosis agents such as ACAT inhibitors  
and lipoxigenase inhibitors as described herein and  
phospholipase A-2 inhibitors such as S-3013 and  
SB-435,495 (which are also anti-inflammatory agents);

30 anti-infective agents such as quinolones, for  
example, ciprofloxacin, ofloxacin, and Tequin® (Bristol-  
Myers Squibb), macrolides such as erythromycin and  
clarithromycin (Biaxin® (Abbott)), and azithromycin  
(Zithromax (Pfizer)); or

35 an immunosuppressant (for use in transplantations)  
such as cyclosporine, mycophenolate mofetil, azathioprine  
and the like.

As used herein, the phrase "antineoplastic agent" refers to compounds which prevent cancer cells from multiplying. In general, the antineoplastic agents used herein prevent cancer cells from multiplying by: (1) interfering with the cell's ability to replicate DNA, or (2) inducing apoptosis in the cancerous cells.

Examples of antineoplastic agents which are suitable for use in combinations of this invention include, but are not limited to, microtubule-stabilizing agents such as the taxanes, for example, paclitaxel (also known as Taxol®), docetaxel (also known as Taxotere®), 7-O-methylthio-methylpaclitaxel (disclosed in U.S. 5,646,176), 3'-tert-butyl-3'-N-tert-butyloxycarbonyl-4-deacetyl-3'-dephenyl-3'-N-debenzoyl-4-O-methoxycarbonyl-paclitaxel (disclosed in USSN 60/179,965 filed on February 3, 2000, and example 17 herein), C-4 methyl carbonate paclitaxel (disclosed in WO 94/14787), the epothilone, such as epothilone A, epothilone B, epothilone C, epothilone D, desoxyepothilone A, desoxyepothilone B, [1S-[1R\*,3R\*(E),7R\*,10S\*,11R\*,12R\*,16S\*]]-7,11-dihydroxy-8,8,10,12,16-pentamethyl-3-[1-methyl-2-(2-methyl-4-thiazolyl)ethenyl]-4-aza-17-oxabicyclo[14.1.0]heptadecane-5,9-dione (disclosed in WO 99/02514), [1S-[1R\*,3R\*(E),7R\*,10S\*,11R\*,12R\*,16S\*]]-3-[2-[2-(aminomethyl)-4-thiazolyl]-1-methylethenyl]-7,11-dihydroxy-8,8,10,12,16-pentamethyl-4,17-dioxabicyclo[14.1.0]-heptadecane-5,9-dione (disclosed in USSN 09/506,481 filed on February 17, 2000, and examples 7 and 8 herein), and derivatives thereof; microtubule-disruptor agents; alkylating agents; anti-metabolites; epidophyllotoxin; an antineoplastic enzyme; a topoisomerase inhibitor; procarbazine; mitoxantrone; platinum coordination complexes; biological response modifiers; growth inhibitors; hormonal/antihormonal therapeutic agents; and haematopoietic growth factors.

Other classes of antineoplastic agents suitable for use in the method of the present invention include, but are not limited to, the anthracycline family of drugs, the vinca drugs, the mitomycins, the bleomycins, the  
5 cytotoxic nucleosides, discodermolide, the pteridine family of drugs, diynenes, aromatase inhibitors, and the podophyllotoxins. Particularly useful members of those classes not previously mentioned include, for example, doxorubicin, carminomycin, daunorubicin, aminopterin,  
10 methotrexate, methopterin, dichloro-methotrexate, mitomycin C, porfiromycin, 5-fluorouracil, 6-mercaptopurine, gemcitabine, cytosine arabinoside, podophyllotoxin or podophyllotoxin derivatives such as etoposide, etoposide phosphate or teniposide, melphalan,  
15 vinblastine, vincristine, leurosidine, vindesine, leurosine, and the like. Other useful antineoplastic agents include estramustine, cisplatin, carboplatin, cyclophosphamide, bleomycin, tamoxifen, ifosfamide, melphalan, hexamethyl melamine, thiotepa, cytarabin,  
20 idatrexate, trimetrexate, dacarbazine, L-asparaginase, camptothecin, CPT-11, topotecan, ara-C, bicalutamide, flutamide, leuprolide, pyridobenzoindole derivatives, interferons, and interleukins.

It will be appreciated that unless otherwise  
25 specified the dosage regiment for therapeutic agents used in combination with the compounds of the invention will be as specified in the PDR.

In carrying out the method of the invention for treating hypercholesterolemia, hyperlipidemia,  
30 hyperlipoproteinemia, hypertriglyceridemia, or atherosclerosis, and related diseases, or Alzheimer's disease or osteoporosis, or other disclosures as set out hereinbefore, a pharmaceutical composition will be employed containing the compounds of structure I, with or  
35 without other cholesterol lowering agents, osteoporosis agents, Alzheimer's agents, antidiabetic agent(s) and/or antihyperlipidemic agent(s) and/or other type therapeutic



agents in association with a pharmaceutical vehicle or diluent. The pharmaceutical composition can be formulated employing conventional solid or liquid vehicles or diluents and pharmaceutical additives of a type appropriate to the mode of desired administration, such as pharmaceutically acceptable carriers, excipients, binders and the like. The compounds can be administered to mammalian species including humans, monkeys, dogs, etc. by an oral route, for example, in the form of tablets, capsules, beads, granules or powders, or they can be administered by a parenteral route in the form of injectable preparations, or they can be administered intranasally or in transdermal patches. Typical solid formulations will contain from about 0.1 to about 500 mg of a compound of formula I. The dose for adults is preferably between 0.5 and 1,000 mg per day, which can be administered in a single dose or in the form of individual doses from 1-4 times per day and also single dose once weekly (5 to 1000 mg).

A typical injectable preparation is produced by aseptically placing 250 mg of compounds of structure I into a vial, aseptically freeze-drying and sealing. For use, the contents of the vial are mixed with 2 mL of physiological saline, to produce an injectable preparation.

The following abbreviations are employed in the Examples and elsewhere herein:

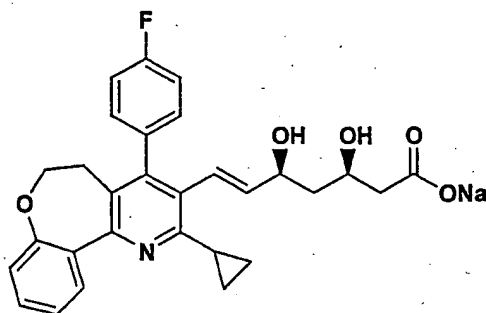
Ph = phenyl  
Bn = benzyl  
i-Bu = iso-butyl  
Me = methyl  
Et ethyl  
TMS = trimethylsilyl  
FMOC = fluorenylmethoxycarbonyl  
Boc = tert-butoxycarbonyl

- Cbz = carbobenzyloxy or carbobenzoxy or benzyloxycarbonyl  
DIPEA = diisopropyl ethylamine  
PTSH = N-phenylthiotetrazole  
PPh<sub>3</sub> = triphenylphosphine
- 5 NMO = methylmorpholine N-oxide  
TPAP = tetrapropylammonium perruthenate  
DEAD = diethyl azodicarboxylate  
HOAc or AcOH = acetic acid  
TFA = trifluoroacetic acid
- 10 Et<sub>2</sub>NH = diethylamine  
NMM = N-methyl morpholine  
n-BuLi = n-butyllithium  
Pd/C = palladium on carbon  
PtO<sub>2</sub> = platinum oxide
- 15 MTBE = methyl t-butyl ether  
DI water = deionized water  
TEA = triethylamine  
EDAC = 3-ethyl-3'-(dimethylamino)propyl-carbodiimide  
hydrochloride (or 1-[(3-(dimethylamino)propyl)]-3-  
20 ethylcarbodiimide hydrochloride)  
HOBT or HOBT.H<sub>2</sub>O = 1-hydroxybenzotriazole hydrate  
HOAT = 1-hydroxy-7-azabenzotriazole  
PyBOP reagent = benzotriazol-1-yloxy-tripyrrolidino  
phosphonium hexafluorophosphate
- 25 LiN(TMS)<sub>2</sub> = Libis(trimethylsilyl)amide  
DIBAL = diisobutylaluminum hydride  
LDA = lithium diisopropylamide  
DMPU = 1,3-dimethyl-3,4,5,6-tetrahydro-2(1H)-pyrimidinone  
AcCN = acetonitrile
- 30 LiHMDS = lithium bis(trimethylsilyl)amide  
NaHMDS = sodium bis(trimethylsilyl)amide  
Red-AL = sodium bis(2-methoxyethoxy)aluminum hydride  
mCPBA = m-chloro-p-benzoic acid  
min = minute(s)
- 35 h or hr = hour(s)  
L = liter  
mL = milliliter

- $\mu\text{L}$  = microliter  
 g = gram(s)  
 mg = milligram(s)  
 mol = moles  
 5 mmol = millimole(s)  
 meq = milliequivalent  
 RT, rt = room temperature  
 sat or sat'd = saturated  
 aq. = aqueous  
 10 TLC = thin layer chromatography  
 HPLC = high performance liquid chromatography  
 LC/MS = high performance liquid chromatography/mass spectrometry  
 MS or Mass Spec = mass spectrometry  
 15 NMR = nuclear magnetic resonance  
 mp = melting point  
 Bp = boiling point

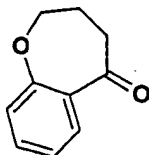
- 20 The following Examples represent preferred  
 embodiments of the invention. Unless otherwise  
 indicated, all temperatures are in degrees Centigrade.

Example 1



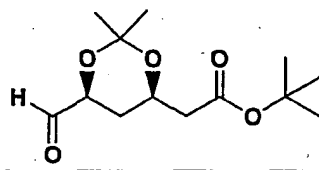
25

A.



A mixture of polyphosphoric acid (82.9 g) and dry o-xylene (30 ml) was heated to 105-110°C in an oil bath, treated with a solution of 4-phenoxybutyric acid (25 g, 0.137 mole) in dry o-xylene (110 ml) and stirred at 105-110°C for 2 hours. The reaction mixture was cooled to room temperature over a 2-hour period, poured into ice-water (180 ml), then extracted with ether (3 x 150 ml). The combined organic extracts (rust-colored) were washed with water (2 x 80 ml) and brine (80 ml), dried (anhydrous Na<sub>2</sub>SO<sub>4</sub>), filtered, evaporated to dryness and evaporated once from hexanes (500 ml). The residue was dried in vacuo for 48 hours to give a reddish-brown syrup (27.19 g) which was divided into two portions, chromatographing each portion on a silica gel column, (EM, 2-1/4" x 10") to give a light amber syrup (10.792 g). Trituration of an impure fraction with ether (3 x 25 mL) gave an additional 1.98 g of product. Yield : 12.77 g, amber syrup; 58 %. Rf 0.38 (Silica gel; EtOAc:Hexane-1:4; UV).

A(1).

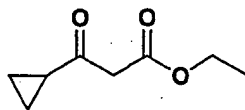


An oven-dried 3-neck 1-L flask equipped with temperature sensor probe, 125-mL constant pressure addition funnel and septum was charged with dry CH<sub>2</sub>Cl<sub>2</sub> (300 mL) and dry DMSO (20.9 mL, 0.2944 mol, 2.5 equiv) under argon atmosphere; cooled to -75°C. Oxalyl chloride (13.6 mL, 0.156 mol, 1.32 equiv) was added neat via syringe dropwise over 15 min (temperature rose to -66°C), and then let stir additional 15 min. A solution of the alcohol 2-[(4R,6S)-6-(hydroxymethyl)-2,2-dimethyl-1,3-dioxan-4-yl]acetic acid t-butyl ester (30.66 g, 0.1178 mol, 1 equiv) in dry CH<sub>2</sub>Cl<sub>2</sub> (80 mL) was added dropwise from the addition funnel over 30 min (temperature rose to -68°C). The resulting white mixture was stirred for 70

min at  $-76^{\circ}\text{C}$ , then triethylamine (82 mL, 0.5889 mol, 5 equiv) was added dropwise from addition funnel over 35 min (temperature rose to  $-65^{\circ}\text{C}$ ), then the light yellow mixture was stirred vigorously at  $-76^{\circ}\text{C}$ . TLC ( $\text{SiO}_2$ , 20% EtOAc/ $\text{CH}_2\text{Cl}_2$ ,  $R_f=0.52$ ). After 30 min, the cooling bath was removed and the reaction was quenched by slowly adding cold 20% aq  $\text{KH}_2\text{PO}_4$  (35 mL), followed by cold  $\text{H}_2\text{O}$  (300 mL); and then let stir 15 min (temperature rose to  $-7^{\circ}\text{C}$ ). The reaction was poured into a 2-L separatory funnel and extracted with hexanes (500 mL). The organic extract was washed with cold 10% aq  $\text{KH}_2\text{PO}_4$  (3x300 mL) and saturated aqueous NaCl (300 mL). The organic was dried over anhydrous  $\text{Na}_2\text{SO}_4$ , filtered and concentrated *in vacuo* to give yellow oil. Purification by  $\text{SiO}_2$  flash chromatography (10cm x 20 cm column) with 35:65 EtOAc/Hexanes afforded the title compound as a white solid (22.2 g, 0.0859 mol, 73%):

$^1\text{H}$  NMR ( $\text{CDCl}_3$ )  $\delta$  1.267-1.465 (m, 16H), 1.802 (dd,  $J=12.7$  Hz, 2.2 Hz, 1H), 2.290-2.464 (m, 2H), 4.314 (d,  $J=18.4$  Hz, 2H), 9.555 (d,  $J=1.3$  Hz, 1H).

A(2).

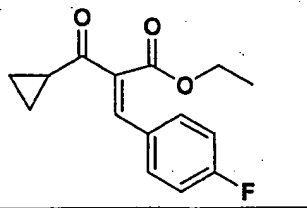


To a slurry of NaH (19.20 g, 480 mmol) and diethyl carbonate (80 mL) in a 3-neck 1L round bottom flask at room temperature was added a solution of cyclopropyl methylketone (23.5 mL, 238 mmol) in  $\text{Et}_2\text{O}$  (30 mL). Approximately 10% of the solution was added, and then 0.25 mL of EtOH was added to the reaction slurry.

Addition of the remaining ketone solution continued with light gas evolution. After addition of all of the ketone solution, the reaction became quite exothermic with vigorous  $\text{H}_2$  evolution. The reaction mixture was cooled periodically with an ice-bath to keep the temperature around  $35^{\circ}\text{C}$  to  $50^{\circ}\text{C}$ . After one hour, gas evolution had

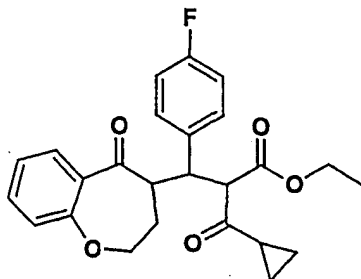
ceased and the reaction mixture was stirred at room temperature for 2h. The reaction mixture was cooled in an ice-bath, diluted with Et<sub>2</sub>O (200 mL), and treated with 1 N HCl with some ice to adjust to around pH 3. The reaction mixture was extracted with Et<sub>2</sub>O (3 x 150 mL). The Et<sub>2</sub>O extracts were combined, washed with saturated aqueous NaHCO<sub>3</sub> (200 mL), H<sub>2</sub>O (200 mL) and brine (200 mL), and dried (Na<sub>2</sub>SO<sub>4</sub>), filtered and concentrated under reduced pressure to give a yellow oil. The oil was distilled under vacuum to give the title compound as a colorless oil, 28.5 g, 77%. B.p. = 94-96°C/8 mmHg.

A(3).



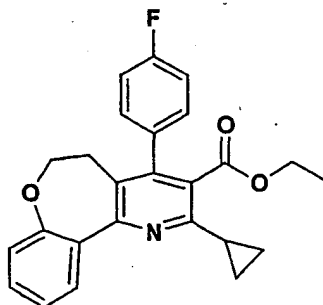
To a stirred solution of part A(2) compound (28.24 g, 181 mmol) in benzene (128 mL) was added 4-fluorobenzaldehyde (19.4 mL, 181 mmol), HOAc (0.31 mL, 5.4 mmol) and piperidine (1.8 mL, 18.2 mL). The reaction mixture was heated at reflux and azeotrope was collected with a Dean-Stark trap. After 16 h, the reaction was cooled to room temperature, diluted with Et<sub>2</sub>O (250 mL), washed with aqueous 0.5 N HCl, saturated aqueous NaHCO<sub>3</sub>, H<sub>2</sub>O and brine, and then dried (Na<sub>2</sub>SO<sub>4</sub>), filtered and concentrated under reduced pressure. Purification by flash chromatography (1:10 EtOAc/hexane) gave the title compound as a light yellow oil, 29 g, 61% yield.

B:



A solution of compound of Part A (7.21 g, 40.9 mmol) in dry THF (5.0 ml) was added to a -78°C solution of lithium bis(trimethylsilyl)amide (1.0 M in THF; 49 ml, 49 mmol) in dry THF (25 ml) and stirred at -78°C under argon for 1 hour. The reaction mixture was treated with a solution of Example 1 Part A(3) compound (7.15 g, 27.3 mmol), in dry THF, stirred at -78°C for 30 minutes then at 0°C for 30 minutes. The reaction mixture was quenched at 0°C by the dropwise addition of glacial acetic acid (5 ml) and the resulting slurry was stirred at room temperature for another 5 minutes then poured slowly into an ammonium chloride solution (25%, 140 ml). The bright yellow solution was extracted with ether (2 x 100 ml) and the combined organic extracts were washed with water (2 x 25 ml) and brine (25 ml), dried (anhydrous Na<sub>2</sub>SO<sub>4</sub>), filtered, evaporated to dryness and dried in vacuo to give the crude product mixture as a yellow oil (17.16 g).

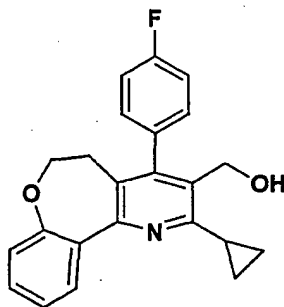
C.



A mixture of crude Part B compound (17.0 g, 27.3 mmol), ammonium acetate (9.34 g, 120 mmol) and copper

acetate monohydrate (20.54 g, 101 mmol) in glacial acetic acid (100 ml) was refluxed under argon for 19 hours. The mixture was poured into an ice-cold solution of concentrated ammonium hydroxide (85 ml) in water (170 ml) and the bright blue solution was extracted with ether (3 x 200 ml). The combined organic extracts were washed with water (2 x 80 ml) and brine (80 ml), dried (anhydrous  $\text{Na}_2\text{SO}_4$ ), filtered, evaporated to dryness, and dried *in vacuo*. The crude product (14 g, brown syrup) was chromatographed in two batches, each on a silica gel column (EM, 2-1/4" x 10") to give the desired product as an off-white solid (4.161 g). An additional 931 mg of product was obtained from chromatography of mixed fractions. Yield: 5.092 g, 46 % from compound A).  
Rf 0.53 (Silica gel; EtOAc:Hexane-1:4; UV)

D.

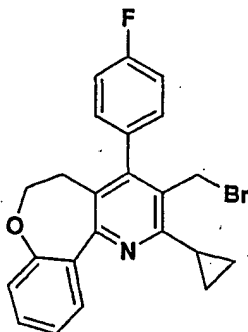


A solution of Part C compound (2.515 g, 6.23 mmol) in dry THF (30 ml) was cooled to 0°C (ice-water bath), treated dropwise with lithium aluminum hydride (1.0 M in THF; 12.5 ml, 12.5 mmol), stirred at 0°C for 30 minutes then at room temperature for 3 hours. The reaction mixture was cooled to 0°C, treated successively with water (0.5 ml), 15% NaOH (0.5 ml) and water (1.5 ml), stirred at room temperature for 5 minutes then diluted with ethyl acetate (50 ml). The slurry was filtered through a Celite® pad, washing the pad well with ethyl acetate (3 x 25 ml). The clear filtrate was evaporated to dryness and dried *in vacuo* to give the title product.



Yield: 2.386 g, white foam (100 %). Rf 0.15 (Silica gel; EtOAc:Hexane-1:4; UV).

E.



5

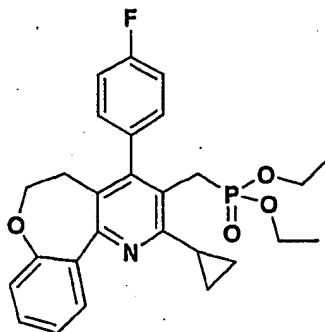
A solution of Part D compound (2.27 g, 6.23 mmol) in dry dichloromethane (45 ml) was cooled to 0°C (ice-water bath) and treated dropwise with phosphorus tribromide (1.0 M in dichloromethane; 12.5 ml, 12.5 mmol). The ice bath was removed and the reaction mixture was stirred at room temperature for 30 minutes after which it was re-cooled to 0°C and treated dropwise with saturated sodium bicarbonate (70 ml). The mixture was then warmed to room temperature and extracted with ethyl acetate (2 x 100 ml). The combined organic extracts were washed with water (2 x 50 ml) and brine (50 ml), re-extracting each aqueous wash with dichloromethane (100 ml). The organic extracts were dried (anhydrous sodium sulfate), filtered, evaporated to dryness and dried in vacuo to give the title product as a white solid. Yield: 2.503 g, (94 %). m.p. = 169-171°C. Rf 0.58 (Silica gel; EtOAc:Hexane- 1:4; UV).

10

15

20

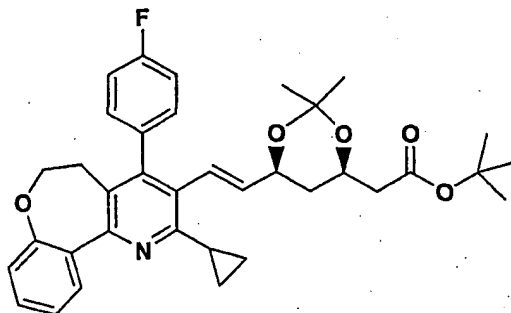
F.



A solution of diethyl phosphite (0.88 ml, 6.83 mmoles) in dry THF (10 ml) was cooled to  $-10^{\circ}\text{C}$  (acetonitrile-dry ice bath), treated with sodium (bistrimethylsilyl)amide (1.0 M in THF; 6.7 ml, 6.7 mmol) and stirred at  $-10^{\circ}\text{C}$  for 30 minutes. The cooled solution was treated with a solution of Part E compound (2.41 g, 5.68 mmol) in dry THF (20 ml), stirred at  $-10^{\circ}\text{C}$  for 1.0 hour then quenched at  $-10^{\circ}\text{C}$  with water (14 ml). The solution was extracted with ethyl acetate (2 x 75 ml) and the combined organic extracts washed with 1.0 M hydrochloric acid (8.0 ml) and brine (10 ml), dried (anhydrous sodium sulfate), filtered, evaporated to dryness and dried in vacuo. The crude product (3.12 g, syrup) was chromatographed on a silica gel column (EM, 5.5 cm x 12.5 cm) to give the title compound as a syrup. Yield: 2.34 g (85.5%).  $R_f$  0.33 (Silica gel; EtOAc-Hexane-1:1; UV).

20.

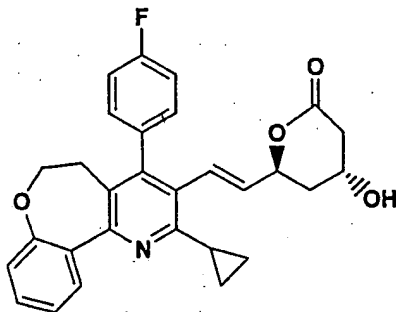
G.



A solution of Part F compound (2.29 g, 4.756 mmol) in dry THF (20 ml) was cooled to  $-78^{\circ}\text{C}$ , treated with 2.37

M n-butyllithium (2.41 ml, 5.71 mmol) and stirred at  $-78^{\circ}\text{C}$  for 40 minutes. The solution was treated dropwise via cannula with a  $-78^{\circ}\text{C}$  solution of Part A(1) compound (2.36 g, 9.15 mmol) in dry THF (10 ml), keeping both solutions at  $-78^{\circ}\text{C}$  at all times. The reaction mixture was stirred at  $-78^{\circ}\text{C}$  for 1.0 hr,  $-10^{\circ}\text{C}$  for 1.0 hr and at room temperature for 5 hr, quenched with 25% ammonium chloride solution (12 ml) then extracted with ethyl acetate (2 x 100 ml). The combined organic extracts were washed with 25% ammonium chloride solution (12 ml) and brine (12 ml), dried (anhydrous sodium sulfate), filtered, evaporated to dryness and dried *in vacuo*. The crude product yellow syrup was chromatographed on a silica gel column (EM, 2-1/4" x 10") to afford the title compound as a syrup. Yield: 878 mg (32 %). Rf 0.37 (Silica gel; EtOAc:Hexane-1:4; UV).

H.

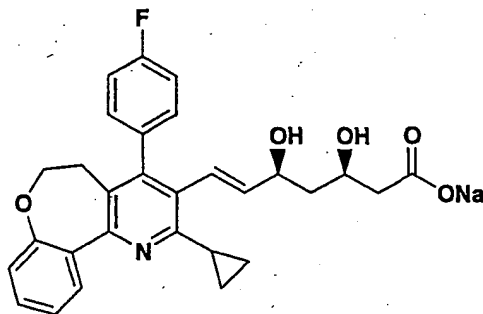


A solution of Part G compound (850 mg, 1.45 mmol) in dry dichloromethane (20 ml) was cooled to  $0^{\circ}\text{C}$ , treated with trifluoroacetic acid (1.85 ml, 24 mmol), stirred at  $0^{\circ}\text{C}$  for 5 minutes, then at room temperature for 4.5 hours. The reaction mixture was poured slowly into a 1 L flask containing ethyl acetate (300 ml) and saturated sodium bicarbonate (40 ml), rinsing the flask with ethyl acetate (50 ml). The mixture was stirred well and the phases separated, washing the organic phase with saturated sodium bicarbonate (25 ml) and brine (25 ml). The organic phase was dried over anhydrous sodium sulfate, filtered, evaporated to dryness and dried *in*

vacuo. The crude product mixture was chromatographed on a silica gel column (EM, 1.5" x 12") to give the desired compound as a syrup. Yield: 570 mg (83 %). Rf 0.23 (Silica gel; EtOAc:Hexane-1:1; UV)

5

I.



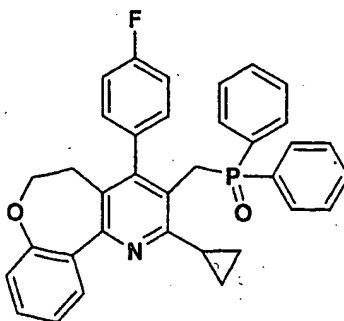
A solution of Part H compound (550 mg, 1.17 mmol) in dry THF (10 ml) was treated with 1.0 N NaOH (1.46 ml; 1.46 mmol) and stirred at room temperature for 10 minutes. The reaction mixture was evaporated to dryness and the residual solid was dissolved in a mixture of water (8.7 ml) and 1.0 N sodium hydroxide (70 ul). The solution was eluted on an SP207 column (Na<sup>+</sup> form; 1.5" x 15 4"), eluting the column with water (200 ml), 10% CH<sub>3</sub>CN/H<sub>2</sub>O (200 ml), 20% CH<sub>3</sub>CN/H<sub>2</sub>O (100 ml) and 50% CH<sub>3</sub>CN/H<sub>2</sub>O (200 ml). The desired fractions were combined and evaporated to dryness. The semi-solid obtained was dissolved in water (300 ml) and lyophilized to give the title 20 compounds as a white solid. Yield: 583 mg (95%) Rf 0.48 (Silica gel; CH<sub>2</sub>Cl<sub>2</sub>:MeOH:HOAc-18:1:1; UV).

Analysis for C<sub>29</sub>H<sub>25</sub>FNO<sub>4</sub>Na • 0.8 H<sub>2</sub>O (MW = 525.94):

25 Calc'd: C, 66.23; H, 5.29; N, 2.66; F, 3.61  
Found: C, 66.37; H, 5.30; N, 2.62; F, 3.91

Alternate Procedure for Example 1 Part G Compound

G(1).



5

The Example 1 Part E bromide (13.03 g, 0.027 mol, 1 equiv) and  $\text{Ph}_2\text{POEt}$  (6.5 mL, 0.0297 mol, 1.1 equiv) were heated at reflux in anhydrous toluene (200 mL) under an argon atmosphere. The reaction became a thick yet

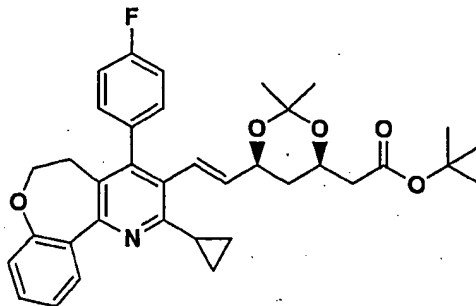
10 stirrable white mixture after about 10 min. The reaction was complete after 1 hr by tlc ( $\text{SiO}_2$ , 30% EtOAc/ $\text{CH}_2\text{Cl}_2$ , product  $R_f=0.34$ ). The mixture was cooled to  $0^\circ$ , and the white precipitate was collected by vacuum filtration, washed with hexanes (2x50 mL), and dried *in vacuo* (14.8

15 g, 0.027 mol, 100%): HPLC (Shimadzu, YMC S-5 C18 4.6x50 mm column, 4min gradient @ 4mL/min, UV detection 220 nm; start %B=50, final %B=100; A=10:90 MeOH/ $\text{H}_2\text{O}$  + 0.2%  $\text{H}_3\text{PO}_4$ , B=90:10 MeOH/ $\text{H}_2\text{O}$  + 0.2%  $\text{H}_3\text{PO}_4$ ) R.T.=3.70 min (100%);

20  $^1\text{H}$  NMR ( $\text{CDCl}_3$ )  $\delta$  0.712-0.760 (m, 2 H), 1.10-1.14 (m, 2 H), 2.163-2.228 (m, 1 H), 2.3211 (t,  $J=6.2$  Hz, 2 H), 3.850 (d,  $J=14$  Hz, 2 H), 4.2568 (t,  $J=6.2$  Hz, 2 H), 6.779 (dd,  $J=8.3$  Hz, 5.3 Hz, 2 H), 6.9542 (t,  $J=8.3$  Hz, 2 H), 7.070 (d,  $J=7.9$  Hz, 1 H), 7.257 (t,  $J=7.5$  Hz, 1 H), 7.334-7.421

25 (m, 9 H), 7.469-7.521 (m, 2 H), 7.822 (d,  $J=7.5$  Hz, 1 H); MS  $m/z$  546 ( $\text{M}+\text{H}$ ) $^+$ .

G(2).

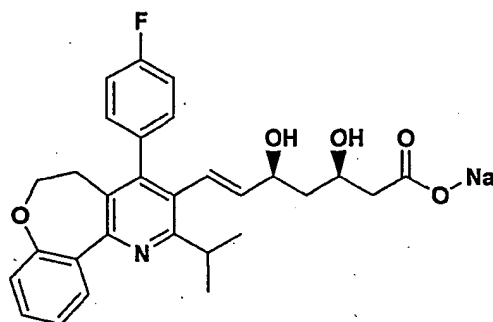


A flame-dried 250-mL flask was charged with Part  
 5 G(1) compound (14.82 g, 27.2 mmol, 1 equiv), chased with  
 anhydrous toluene (2x50 mL), dried over high-vacuum and  
 filled with argon. THF (150 mL) was added and the partial  
 slurry was cooled to 0°C. A 2.5 M solution of n-BuLi in  
 hexanes (11.4 mL, 0.0285 mol, 1.05 equiv) was added  
 10 dropwise to the vigorously stirred mixture over a period  
 of 40 min. The resulting green colored solution was then  
 stirred for 1 hr at 0°C. The aldehyde Example A(1)  
 compound (8.42 g, 0.0326 mol, 1.2 equiv) in a flame-dried  
 500-mL flask (material previously chased with anhydrous  
 15 toluene, 3x20 mL) under an argon atmosphere was dissolved  
 in dry THF (75 mL) and cooled to -78°C. The phosphine  
 anion solution was added dropwise to the aldehyde via  
 cannula over a period of 45 min, then the dark blue  
 colored solution was stirred at -78°C for 1.5 hr. The  
 20 mixture was let warm to room temperature over a 2 hr  
 period; the initially blue solution became a dark brick-  
 red color and finally a light orange color. TLC (SiO<sub>2</sub>, 5%  
 EtOAc/CH<sub>2</sub>Cl<sub>2</sub>, product R<sub>f</sub>=0.37). The reaction was quenched  
 with half-saturated aqueous NaCl (200 mL) and extracted  
 25 with Et<sub>2</sub>O (300 mL); the organic was washed with H<sub>2</sub>O (2x100  
 mL) and saturated aqueous NaCl (100 mL). The organic  
 layer was dried over anhydrous Na<sub>2</sub>SO<sub>4</sub>, filtered and  
 concentrated in *vacuo*. Purification by SiO<sub>2</sub> flash  
 chromatography (10 cm x 25 cm) with 2% EtOAc/CH<sub>2</sub>Cl<sub>2</sub> (2 L),  
 30 3% EtOAc/CH<sub>2</sub>Cl<sub>2</sub> (2 L), 5% EtOAc/CH<sub>2</sub>Cl<sub>2</sub> (1 L), 7%  
 EtOAc/CH<sub>2</sub>Cl<sub>2</sub> (1 L), and 10% EtOAc/CH<sub>2</sub>Cl<sub>2</sub> (1 L) afforded  
 Part G(2) compound (the same as Example 1 Part G

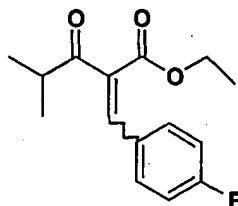
compound) as a white solid (11.13 g, 0.019 mol, 70%):  
 HPLC (Shimadzu, YMC S-5 C18 4.6x50 mm column, 4 min  
 gradient @ 4 mL/min, UV detection 220 nM; start %B=70,  
 final %B=100; A=10:90 MeOH/H<sub>2</sub>O + 0.2% H<sub>3</sub>PO<sub>4</sub>, B=90:10  
 5 MeOH/H<sub>2</sub>O + 0.2% H<sub>3</sub>PO<sub>4</sub>) R.T.=4.36 min (100%);

<sup>1</sup>H NMR (CDCl<sub>3</sub>) δ 0.928-1.039 (m, 3 H), 1.191-1.368 (m, 6  
 H), 1.4384 (s, 3 H), 1.4483 (s, 9 H), 2.225-2.431 (m, 3  
 H), 2.4782 (t, J=6.2 Hz, 2 H), 4.188-4.334 (m, 2 H),  
 10 4.3667 (t, 2 H), 5.5846 (dd, J=16.2 Hz, 5.7 Hz, 1 H),  
 6.342 (d, J=16.2 Hz, 1 H), 7.0663-7.1356 (m, 5 H), 7.257  
 (t, J=7.5 Hz, 1 H), 7.3538 (t, J=7.5 Hz, 1 H), 7.828 (d,  
 J=7.5 Hz, 1 H); MS (FAB) m/z 586 (M+H)<sup>+</sup>.

15.

Example 2

A.



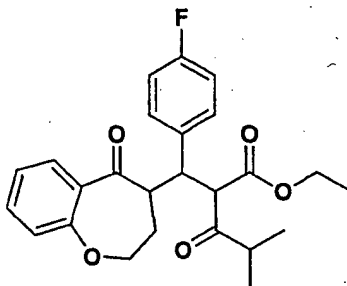
20

A mixture of p-fluorobenzaldehyde (4.939 g, 0.039  
 mol, 1 equiv), ethyl isobutyrylacetate (6.495 g, 0.039  
 mol, 1 equiv), piperidine (0.395 mL, 3.91 mmol, 0.1  
 25 equiv), and glacial acetic acid (0.070 mL, 1.22 mmol,  
 0.03 equiv) in anhydrous benzene (30 mL) was heated at  
 reflux with a Dean-Stark trap to collect H<sub>2</sub>O. After 20  
 hrs, the reaction was cooled to rt. The yellow reaction  
 mixture was diluted with Et<sub>2</sub>O (50mL) and washed with 0.5N

aq HCl, satd. aq NaHCO<sub>3</sub>, H<sub>2</sub>O, and satd. aq NaCl. The organic extract was dried over anhydrous Na<sub>2</sub>SO<sub>4</sub>, vacuum filtered and the filtrate concentrated by rotary evaporation *in vacuo* to yellow oil. Vacuum distillation  
5 afforded the desired product as a light yellow oil (8.575 g, 0.0324 mol, 83%): bp 107-115°C (0.225 mm Hg);

<sup>1</sup>H NMR (CDCl<sub>3</sub>) δ 1.047 and 1.160 (d's, J=6.6 Hz, 6H, 1.4:1 ratio), 1.260 and 1.296 (t's, J=7.1 Hz, 3H, 1:1.4 ratio),  
10 2.674 and 3.140 (m's, J=7 Hz, 1H, 1.4:1 ratio), 4.245-4.324 (m, 2H), 7.010-7.074 (m, 2H), 7.346-7.448 (m, 2H), 7.701 (s, 1H). MS (FAB) m/z 265 (M+H)<sup>+</sup>, 287 (M+Na)<sup>+</sup>.

B.



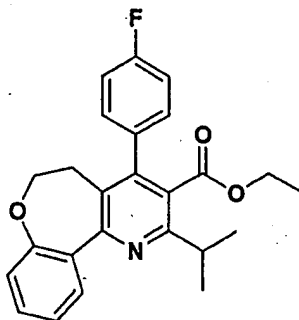
15

An oven-dried 250-mL 3-neck flask purged with argon was charged with anhydrous THF (30 mL) and lithium bis(trimethylsilyl)amide (1M in THF, 57.9 mL, 0.058 mol,  
20 1.8 equiv), then cooled to -78°C in a dry ice-acetone bath. A solution of Example 1 Part A compound (7.824 g, 0.0482 mol, 1.5 equiv) in dry THF (6 mL) was added via cannula and the enolate allowed to generate over 1 hr at -78°C. Then a solution of Part A compound (8.50 g, 0.0322  
25 mol, 1 equiv) in dry THF (6 mL) was added via cannula and the resulting amber solution stirred at -78°C for 30 min, then at 0°C for 30 min. The reaction was quenched with glacial acetic acid (6 mL), then poured into satd aq NH<sub>4</sub>Cl. The mixture was extracted with Et<sub>2</sub>O (100 mL) and  
30 the ethereal extract was washed with H<sub>2</sub>O (2x30 mL) and satd aq NaCl. The organic was dried over anhydrous Na<sub>2</sub>SO<sub>4</sub>, vacuum filtered and concentrated by rotary



evaporation *in vacuo* to a yellow oil (17.19 g): MS (FAB) m/z 427 (M+H)<sup>+</sup>.

C.

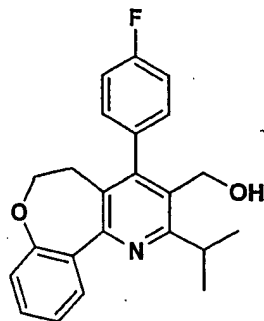


5

The crude Part B compound (17.19 g), NH<sub>4</sub>OAc (11.0g, 0.142 mol, 4.4 equiv), and Cu(OAc)<sub>2</sub> monohydrate (24.2 g, 0.119 mol, 3.7 equiv) were dissolved in glacial HOAc (120 mL) under argon and heated at gentle reflux for 20 hrs. The reaction was cooled to rt, then poured into an ice cold solution of conc NH<sub>4</sub>OH (100 mL) in H<sub>2</sub>O (200 mL). The mixture was extracted with Et<sub>2</sub>O (200 mL+2x100 mL), then the combined ethereal extracts was washed with H<sub>2</sub>O (2x100 mL) and satd aq NaCl. The extract was dried over anhydrous Na<sub>2</sub>SO<sub>4</sub>, vacuum filtered and concentrated by rotary evaporation *in vacuo*. The resulting brown oil was chased with hexanes to remove HOAc, followed by drying *in vacuo*. Purification in two batches on two SiO<sub>2</sub> flash columns (5cm x 22 cm) with 5% EtOAc/Hexanes afforded the product as a yellow oil which crystallized upon sitting (5.98 g, 0.0148 mol, 46% for two steps):

<sup>1</sup>H NMR (CDCl<sub>3</sub>) δ 0.959 (t, J=7 Hz, 3H), 1.164 and 1.359 (d's, J=7 Hz, 6H, 1:4 ratio), 2.557 (t, J=6.2 Hz, 2H), 2.897 and 3.146 (m's, J=7 Hz, 1H, 1:4 ratio), 4.006 (q, J=7 Hz, 2H), 4.418 (t, J=6.2 Hz, 2H), 6.710-7.578 (m, 7H), 7.898 (d, J=7.5 Hz, 1H); MS (ESI +Q) m/z 406 (M+H)<sup>+</sup>.

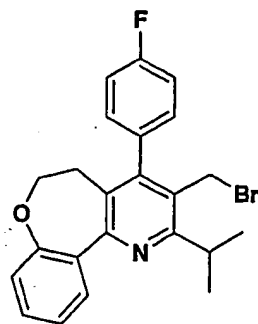
D.



- Part C compound (5.78 g, 0.0143 mol, 1 equiv) was dissolved in dry THF (70 mL) under argon and cooled to 0°C. A solution of LiAlH<sub>4</sub> in THF (1M, 28.5 mL, 0.0285 mol, 2 equiv) was added slowly. The reaction was stirred at rt for 2 hrs, followed by 25 min at reflux. TLC (SiO<sub>2</sub>, 5% EtOAc/CH<sub>2</sub>Cl<sub>2</sub>, R<sub>f</sub>=0.24). The reaction was cooled to 0°C, then carefully quenched with H<sub>2</sub>O (2.3 mL), 15% aq NaOH (2.3 mL), and H<sub>2</sub>O (4.7 mL). The white mixture was stirred at rt for 10 min, then vacuum filtered and the solid washed with EtOAc. The filtrate was concentrated by rotary evaporation *in vacuo* to a yellow oil.
- Purification on a SiO<sub>2</sub> flash column (5cm x 20 cm) with a gradient of 4% to 8% EtOAc/CH<sub>2</sub>Cl<sub>2</sub> afforded the product as a white solid (4.082 g, 0.0112 mol, 79%):

<sup>1</sup>H NMR (CDCl<sub>3</sub>) δ 1.402 (d, J=6.6 Hz, 6H), 2.463 (t, J=6.2 Hz, 2H), 3.532 (m, J=6.6 Hz, 1H), 4.382 (t, J=6.2 Hz, 2H), 4.461 (d, J=5.3 Hz, 2H), 7.097 (d, J=7.9 Hz, 1H), 7.168 (t, J=8.8 Hz, 2H), 7.233-7.397 (m, 4H), 7.929 (d, J=7.5 Hz, 1H); MS (ESI +Q)m/z 364 (M+H)<sup>+</sup>.

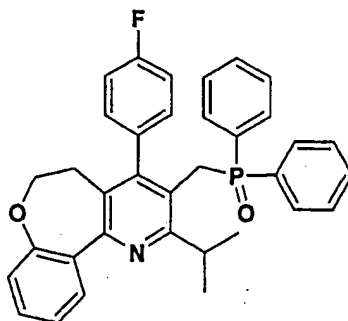
E.



The Part D alcohol (3.066g, 8.437 mmol, 1 equiv),  
5 dissolved in dry  $\text{CH}_2\text{Cl}_2$  (60 mL) under argon at  $0^\circ\text{C}$ , was  
treated by dropwise addition of a 1M solution of  $\text{PBr}_3$  in  
 $\text{CH}_2\text{Cl}_2$  (16.9 mL, 16.9 mmol, 2 equiv). The reaction was  
stirred at rt for 30 min, at which time the reaction was  
recooled to  $0^\circ\text{C}$  and treated with satd aq  $\text{NaHCO}_3$  (90 mL).  
10 The mixture was diluted with  $\text{CH}_2\text{Cl}_2$  (50 mL), the layers  
were separated, and the organic washed with  $\text{H}_2\text{O}$  (2x50 mL)  
and satd aq  $\text{NaCl}$  (50 mL). The organic was dried over  
anhydrous  $\text{Na}_2\text{SO}_4$ , filtered and concentrated *in vacuo*. TLC  
( $\text{SiO}_2$ , 5% EtOAc/  $\text{CH}_2\text{Cl}_2$ ,  $R_f=0.69$ ). The residue was  
15 purified by  $\text{SiO}_2$  flash chromatography (3.8cm x 15cm  
column) with  $\text{CH}_2\text{Cl}_2$  to obtain product as white solid (2.97  
g, 6.97 mmol, 83%):

$^1\text{H}$  NMR ( $\text{CDCl}_3$ )  $\delta$  1.403 (d,  $J=6.6$  Hz, 6H), 2.430 (t,  $J=6.2$   
20 Hz, 2H), 3.459 (m,  $J=6.6$  Hz, 1H), 4.290 (s, 2H), 4.356  
(t,  $J=6.2$  Hz, 2H), 7.087 (d,  $J=7.9$  Hz, 1H), 7.183 (t,  
 $J=7.5$  Hz, 2H), 7.263-7.397 (m, 4H), 7.910 (d,  $J=7.5$  Hz,  
1H); MS (ESI +Q)  $m/z$  426/428 ( $\text{M}+\text{H}$ ) $^+$ .

F.

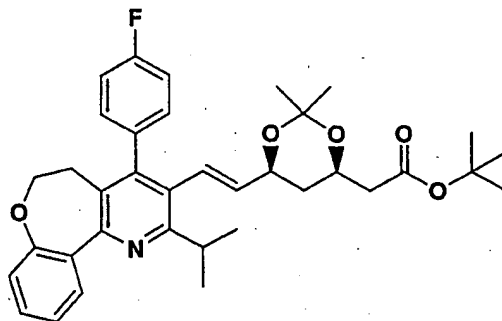


The Part E bromide (2.97 g, 6.967 mmol, 1 equiv) and ethyl diphenylphosphinite (1.7 mL, 7.663 mmol, 1.1 equiv) were heated at reflux under argon for 1.5 hrs. TLC (SiO<sub>2</sub>, 30% EtOAc/CH<sub>2</sub>Cl<sub>2</sub>, product R<sub>f</sub>=0.47). The reaction was cooled in an ice bath, then the solid collected by vacuum filtration in Buchner funnel; the solid was washed with small volumes of toluene, followed by hexanes. This afforded product as white solid (3.48 g, 6.35 mmol, 91%):

<sup>1</sup>H NMR (CDCl<sub>3</sub>) δ 1.256 (d, J=6.6 Hz, 6H), 2.334 (t, J=6 Hz, 2H), 3.33 (m, 1H), 3.716 (d, J=13.6 Hz, 2H), 4.252 (t, J=6 Hz, 2H), 6.767 (br t, J=5.3 Hz, 2H), 6.895 (t, J=8.5 Hz, 2H), 7.072 (d, J=7.9 Hz, 1H), 7.284 (t, J=7.4 Hz, 1H), 7.320-7.420 (m, 9H), 7.460-7.520 (m, 2H), 7.929 (d, J=7.4 Hz, 1H); MS (ESI +Q) m/z548 (M+H)<sup>+</sup>.

20

G.



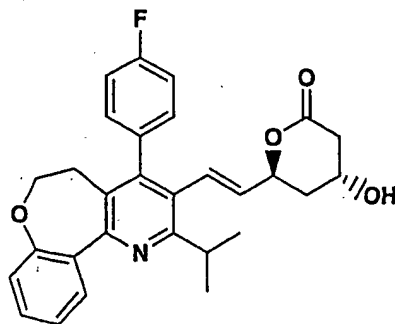
25

An oven-dried 50-mL flask charged with the Part F diphenylphosphine oxide (1.00 g, 1.826 mmol, 1 equiv) was

chased with anhydrous toluene (3x5 mL), dried on hi-  
vacuum, and filled with argon. The dry solid was  
dissolved in dry THF (10 mL) and the resulting suspension  
cooled to 0°C. nBuLi solution (Aldrich, titrated with  
5 diphenylacetic acid: 2.4 M in hexanes; 0.80 mL, 1.92  
mmol, 1.05 equiv) was added slowly dropwise over 20 min.  
The resulting dark amber-colored solution was allowed to  
stir at 0°C for 1 hr. The Example 1 A(1) aldehyde (0.566  
g, 2.192 mmol, 1.2 equiv) in an oven-dried 100-mL flask  
10 (material previously chased with anhydrous toluene (3x5  
mL) and dried in vacuo) under argon atmosphere was  
dissolved in dry THF (5 mL) and cooled to -78°C. The  
anion solution was added via cannula to the aldehyde  
solution over a period of 25 min, then the dark green-  
15 colored solution was stirred at -78°C for 1.5 hrs. The  
acetone/dry ice bath was then removed and the reaction  
allowed to slowly warm to room temperature; the initially  
green solution became an orange mixture. After 2 hrs,  
the reaction was quenched with half-satd aq NaCl (60 mL),  
20 extracted with Et<sub>2</sub>O (100 mL), then washed the organic with  
H<sub>2</sub>O and satd aq NaCl. Purification by SiO<sub>2</sub> flash  
chromatography (3.8cm x 15cm column) afforded the product  
as a white foam (556 mg, 0.946 mmol, 52 %). Also  
recovered unreacted diphenylphosphine oxide (445 mg,  
25 0.8127 mmol):

<sup>1</sup>H NMR (CDCl<sub>3</sub>) δ 0.890 (q, 1H), 1.323-1.462 (m, 21H),  
1.595 (d, 1H), 2.249 (dd, J=15.4 Hz, 6.2 Hz, 1H), 2.403  
(dd, J=15.4 Hz, 7.0 Hz, 1H), 2.516 (t, J=6.2 Hz, 2H),  
30 3.406 (m, 1H), 4.197-4.295 (m, 2H), 4.407 (m, 2H), 5.288  
(dd, J=16.2 Hz, 5.7 Hz, 1H), 6.327 (dd, J=16.2 Hz, 1.3  
Hz, 1H), 7.076-7.142 (m, 5H), 7.277-7.399 (m, 2H), 7.943  
(d, J=7.5 Hz, 1H); MS (ESI +Q) m/z 588 (M+H)<sup>+</sup>.

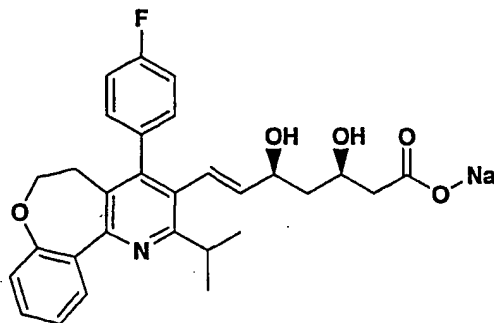
H.



The Part G compound (0.230 g, 0.391 mmol) was  
5 dissolved in dry  $\text{CH}_2\text{Cl}_2$  (5 mL) under an argon atmosphere  
and cooled to  $0^\circ\text{C}$ . Trifluoroacetic acid (0.5 mL) was  
added and the mixture was stirred at rt for 6 hrs. TLC  
( $\text{SiO}_2$ , 20% EtOAc/ $\text{CH}_2\text{Cl}_2$ ,  $R_f=0.31$ ). The reaction solution  
was transferred to a separatory funnel and treated with  
10 satd aq  $\text{NaHCO}_3$  (25 mL), extracted with EtOAc (100 mL), and  
the organic washed with satd aq  $\text{NaHCO}_3$  and satd aq  $\text{NaCl}$ .  
The organic was dried over anhydrous  $\text{Na}_2\text{SO}_4$ , filtered and  
concentrated by rotary evaporation *in vacuo*. The residue  
was purified by  $\text{SiO}_2$  flash chromatography (1.9cm x 15cm  
15 column) to afford the product as a white solid (160 mg,  
0.338 mmol, 86%):

$^1\text{H}$  NMR ( $\text{CDCl}_3$ )  $\delta$  1.304 (d,  $J=6.6$  Hz, 6H), 1.442-1.690 (m,  
2H), 2.476-2.678 (m, 4H), 3.339 (m, 1H), 4.157 (m, 1H),  
20 4.389 (t,  $J=6.2$  Hz, 2H), 5.076 (m, 1H), 5.320 (dd,  $J=16.2$   
Hz, 10.1 Hz, 1H), 6.489 (d,  $J=16.2$  Hz, 1H), 7.06-7.16 (m,  
5H), 7.281 (t, 1H), 7.368 (t, 1H), 7.914 (d,  $J=7.5$  Hz,  
1H); MS (ESI +Q)  $m/z$  474 ( $\text{M}+\text{H}$ ) $^+$ .

I.



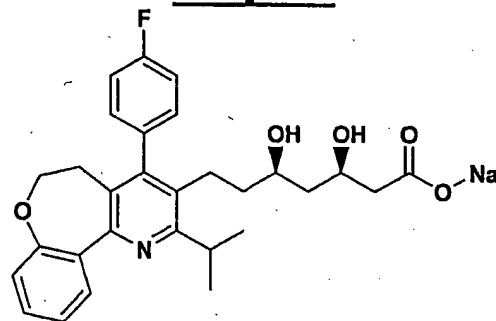
- The Part H lactone (148 mg, 0.3125 mmol, 1 equiv) was dissolved in THF (3 mL), treated with 1N aq NaOH (0.391 mL, 0.3907 mmol, 1.25 equiv), and stirred at rt. TLC (SiO<sub>2</sub>, 0.5:0.5:9 HOAc/MeOH/CH<sub>2</sub>Cl<sub>2</sub>, R<sub>f</sub>=0.25). After 30 min, the solvents were removed by rotary evaporation in vacuo and the residue dried on hi-vacuum. A SP207 Na-form resin column (1.9cm x 10cm bed) was prepared as follows: the resin was poured into a glass chromatography column equipped with fritted disc support, the resin was washed with satd aq NaHCO<sub>3</sub> (15 mL), satd aq NaCl (15 mL), and DI H<sub>2</sub>O (100 mL, Milli-Q). The residue was taken up in Milli-Q DI H<sub>2</sub>O (5 mL), applied to column, and eluted with Milli-Q DI H<sub>2</sub>O (100 mL), 10% AcCN/H<sub>2</sub>O (60 mL), and 25% AcCN/H<sub>2</sub>O (125 mL). Product-containing fractions were combined and concentrated by rotary evaporation in vacuo to a small volume, then transferred to a 40-mL lyophilization jar, using additional H<sub>2</sub>O to rinse out flask. The contents of the jar were frozen in an acetone-dry ice bath and lyophilized to afford the product as a white lyophilate (148 mg, 0.288 mmol, 92%):
- <sup>1</sup>H NMR (DMSO-d<sub>6</sub>) δ 0.90-1.00 (m, 1H), 1.20-1.35 (m, 7H), 1.727 (dd, J=14.9 Hz, 7.9 Hz, 1H), 1.955 (dd, J=14.9 Hz, 4 Hz, 1H), 2.399 (t, J=6.2 Hz, 2H), 3.424-3.490 (m, 2H), 4.00-4.10 (m, 1H), 4.386 (t, J=6.2 Hz, 2H), 4.954 (br s, 1H), 5.354 (dd, J=16.2 Hz, 5.3 Hz, 1H), 6.297 (d, J=16.2 Hz, 1H), 7.12 (d, J=7.9 Hz, 1H), 7.20-7.46 (m, 7H), 7.802 (dd, J=7.9 Hz, 1.8 Hz, 1H); MS (ESI +Q) m/z 492 (M+H)<sup>+</sup>;

Anal. Calcd for  $C_{29}H_{29}FNO_5Na \cdot H_2O$ :

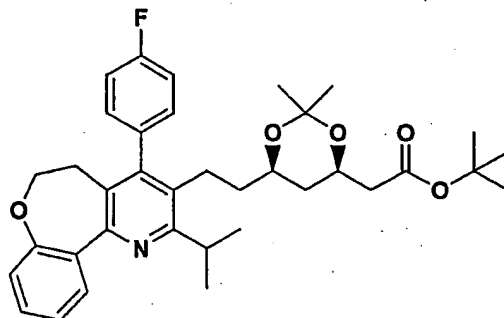
C, 65.53; H, 5.88; N, 2.64.

Found: C, 65.46; H, 5.70; N, 2.52.

5

Example 3

A.



10 The Example 2 Part G compound (200 mg, 0.3403 mmol, 1 equiv) was hydrogenated at 45 psi  $H_2$  in anhydrous MeOH (30 mL) with 10% Pd-C (40 mg, 20 wt %) for 2 hrs. The catalyst was washed with small portions of MeOH and the filtrate was concentrated by rotary evaporation in vacuo.

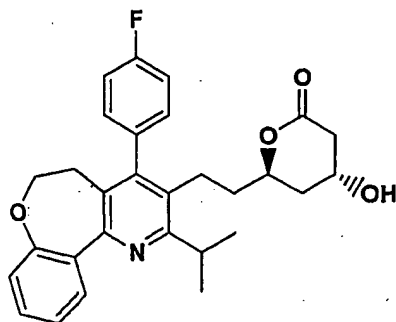
15 The residue was purified by  $SiO_2$  flash chromatography (2.5cm x 13 cm) with 3% EtOAc/ $CH_2Cl_2$  to afford the product as a white foam (193 mg, 0.3273 mmol, 96%): HPLC (Shimadzu YMC S-5 C18 4.6x50 mm column, 4 min gradient @ 4mL/min, UV detection 220 nm; start %B=60, final %B=100; 20 A=10:90 MeOH/ $H_2O$  + 0.2%  $H_3PO_4$ ) R.T.=4.35 min (100%);

$^1H$  NMR ( $CDCl_3$ )  $\delta$  0.902 (q,  $J=12.3$  Hz, 1H), 1.27-1.60 (m, 24 H), 2.212 (dd,  $J=15.4$  Hz, 6.2 Hz, 1 H), 2.25-2.42 (m, 4 H), 2.50-2.60 (m, 1 H), 3.336 (m, 1 H), 3.599 (m, 1 H), 25 4.10-4.20 (m, 1 H), 4.328 (t,  $J=6.2$  Hz, 2 H), 7.067 (d,  $J=7.9$  Hz, 1 H), 7.1416 (d,  $J=6.6$  Hz, 4 H), 7.265 (t,



J=7.5 Hz, 1 H), 7.340 (t, J=7.5 Hz, 1 H), 7.901 (d, J=7.5 Hz, 1 H); MS (ESI +Q) m/z 590 (M+H)<sup>+</sup>.

B.



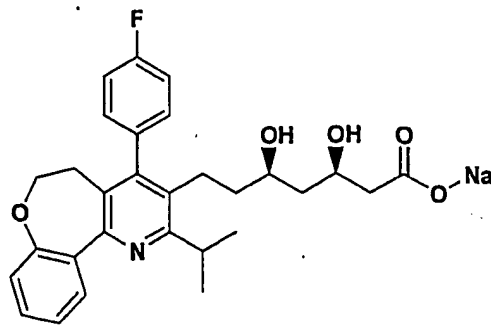
5

Part A compound (258 mg, 0.4375 mmol) was dissolved in dry CH<sub>2</sub>Cl<sub>2</sub> (5 mL) under argon, cooled to 0°C and treated with trifluoroacetic acid (0.5 mL). Stirring was continued at room temperature for 7 hrs, at which time the reaction was complete by HPLC. Saturated aqueous NaHCO<sub>3</sub> (25 mL) was added to the reaction, the reaction was diluted with EtOAc (100 mL), and the layers separated. The organic was washed with saturated aqueous NaHCO<sub>3</sub> and saturated aqueous NaCl, then dried over anhydrous Na<sub>2</sub>SO<sub>4</sub>, filtered and concentrated *in vacuo*. Purification by SiO<sub>2</sub> flash chromatography (1.9 cm x 15 cm) with 20% EtOAc/CH<sub>2</sub>Cl<sub>2</sub> afforded a white foam (163 mg, 0.343 mmol, 78%): HPLC (Shimadzu, YMC S-5 C18 4.6x50 mm column, 4 min gradient @ 4mL/min, UV detection 220 nM; start %B=0, final %B=100; A=10:90 MeOH/H<sub>2</sub>O + 0.2% H<sub>3</sub>PO<sub>4</sub>, B=90:10 MeOH/H<sub>2</sub>O + 0.2% H<sub>3</sub>PO<sub>4</sub>) R.T.=3.81 min (94.6%);

<sup>1</sup>H NMR (CDCl<sub>3</sub>) δ 1.37 (d, J=6.6 Hz, 6 H), 1.45-1.85 (m, 4 H), 2.40-2.75 (m, 6 H), 3.327 (m, 1 H), 4.285 (br s, 1 H), 4.350 (t, J=6.2 Hz, 2 H), 4.49 (m, 1 H), 7.093 (d, J=7.9 Hz, 1 H), 7.181 (d, J=7.0 Hz, 4 H), 7.291 (t, J=7.5 Hz, 1 H), 7.3697 (t, J=7.5 Hz, 1 H), 7.912 (d, J=7.5 Hz, 1 H); MS (ESI +Q) m/z 476 (M+H)<sup>+</sup>.

30

C.



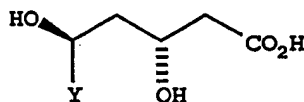
Part B compound (149 mg, 0.3133 mmol, 1 equiv) was dissolved in THF (3 mL) and 1N aqueous NaOH (0.392 mL, 0.3916 mmol, 1.25 equiv) and stirred at room temperature for 30 min. The solvent was removed by rotary evaporation *in vacuo* and the residue was dried under high-vacuum. An SP207 resin column (1.9 cm x 10 cm) was prepared as follows: resin was poured into a glass chromatography column equipped with fritted disc support and the resin was washed sequentially with saturated aqueous NaHCO<sub>3</sub> (15 mL), saturated aqueous NaCl (15 mL), and Milli-Q H<sub>2</sub>O (100 mL). The dried residue was taken up in Milli-Q H<sub>2</sub>O (8 mL) and carefully applied to top of the column. The column was eluted with Milli-Q H<sub>2</sub>O (100 mL), 10% AcCN/ H<sub>2</sub>O (60 mL), 20% AcCN/ H<sub>2</sub>O (60 mL), and 25% AcCN/ H<sub>2</sub>O (100 mL). Product-containing fractions were combined and concentrated by rotary evaporation to a small volume, and transferred to a 40-mL lyophilization jar. The contents were frozen in acetone-dry ice bath and lyophilized. This afforded the product as a white lyophilate (149 mg, 0.289 mmol, 92%): HPLC (Shimadzu, YMC S-5 C18 4.6x50 mm column, 4 min gradient @ 4mL/min, UV detection 220 nm: start %B=0, final %B=100; A=10:90 MeOH/H<sub>2</sub>O + 0.2% H<sub>3</sub>PO<sub>4</sub>, B=10:90 MeOH/H<sub>2</sub>O + 0.2% H<sub>3</sub>PO<sub>4</sub>) R.T.=3.58 min (92.9%);

<sup>1</sup>H NMR (DMSO-d<sub>6</sub>) δ 1.048-1.105 (m, 1 H), 1.232-1.50 (m, 9 H), 1.750 (dd, J=14.9 Hz, 8.3 Hz, 1 H), 1.966 (dd, J=14.9 Hz, 4.0 Hz, 1 H), 2.298-2.356 (m, 3 H), 3.335-3.424 (m, 2 H), 3.616-3.656 (m, 1 H), 4.3166 (t, J=6.2 Hz, 2 H),

4.711 (br s, 1 H), 7.098 (d, J=7.9 Hz, 1 H), 7.276-7.43 (m, 6 H), 7.773 (d, J=7.5 Hz, 1 H); MS (ESI +Q) m/z 494 (M+H)<sup>+</sup> for acid form.

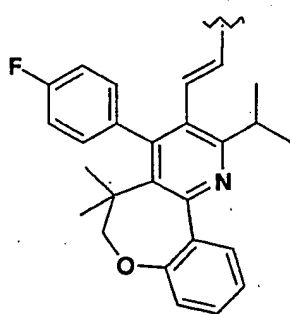
5 The following Examples may be prepared employing procedures set out herein and in the working Examples.

Examples 4 to 26

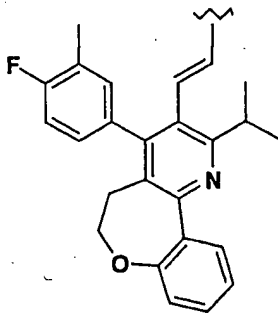


where Y is as set out below.

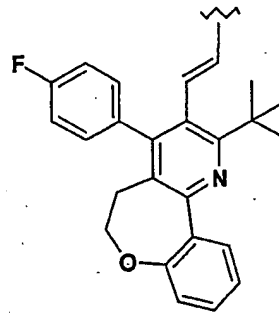
Example 4



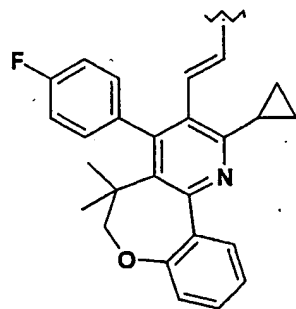
Example 5



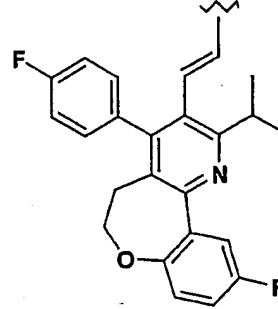
Example 6



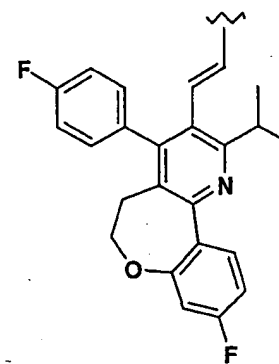
Example 7



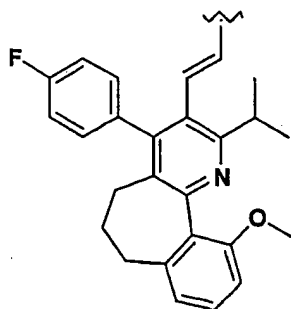
Example 8



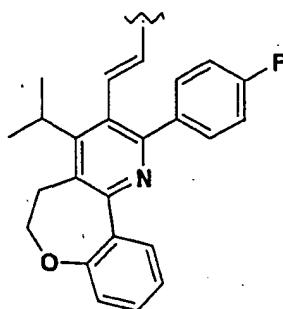
Example 9



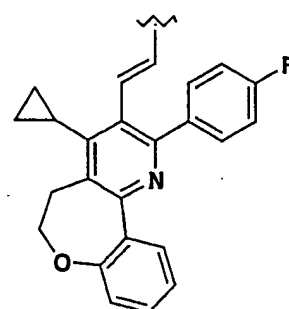
Example 10



Example 11

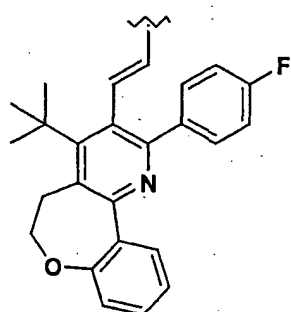


Example 12

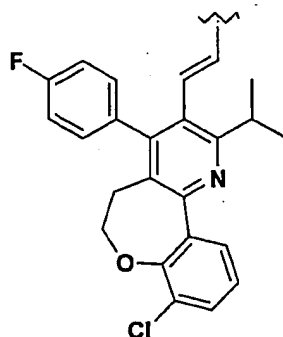


5

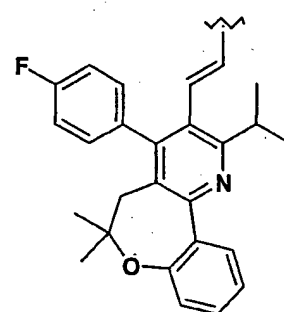
Example 13



Example 14

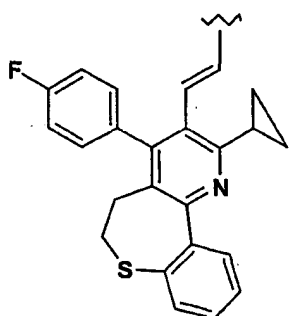


Example 15

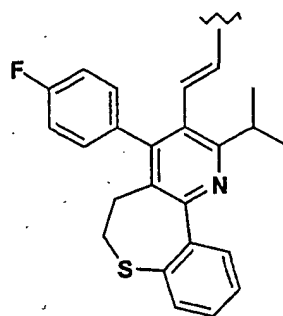


10

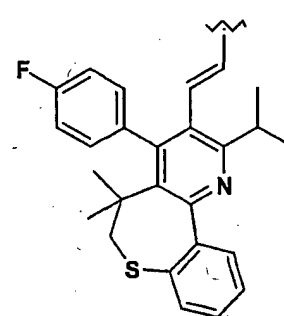
Example 16



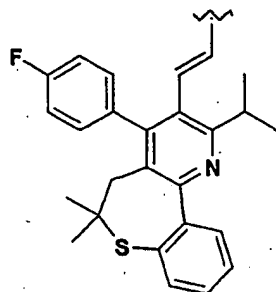
Example 17



Example 18

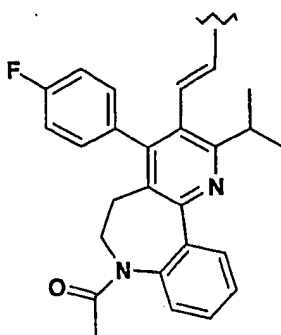


Example 19

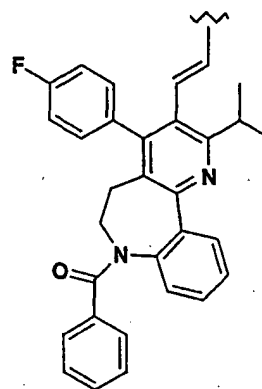


5

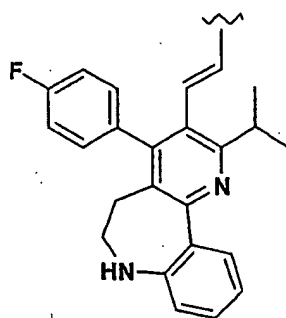
Example 20



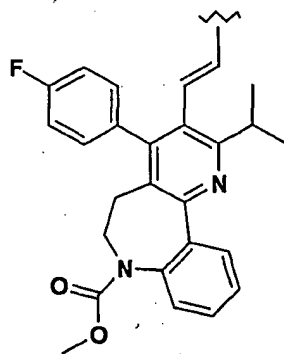
Example 21



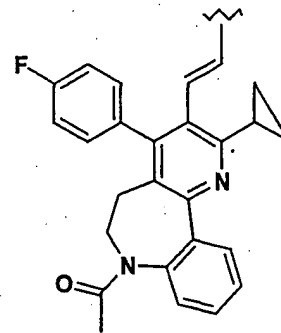
Example 22



Example 23

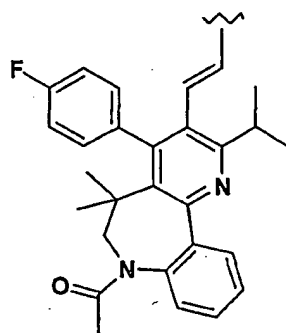


Example 24

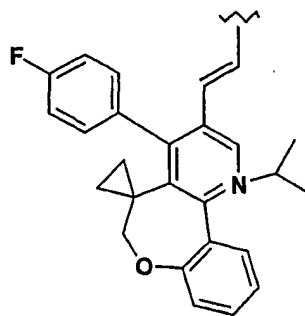


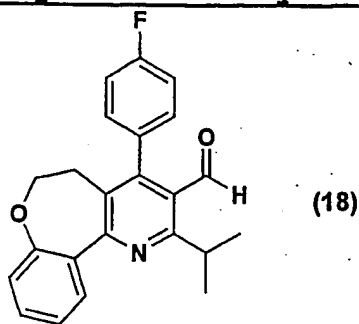
10

Example 25



Example 26

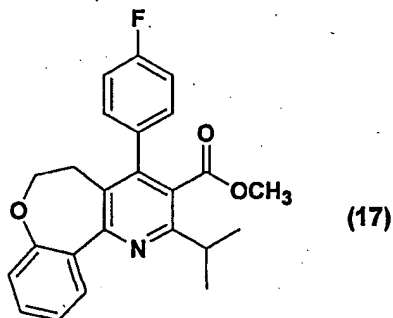


Example 27Preparation of Pyridine Aldehyde (18) (Scheme 5)

5           Following the procedure outlined in reaction Scheme 5 and the description thereof, the Example 27 aldehyde is obtained.

          An example of a typical preparation of the aldehyde is set out below.

10           To a 500 mL round bottom flask equipped with a magnetic stirrer and a nitrogen inlet was charged compound (17) (Scheme 5)



(50 g, 128.4 mmol)

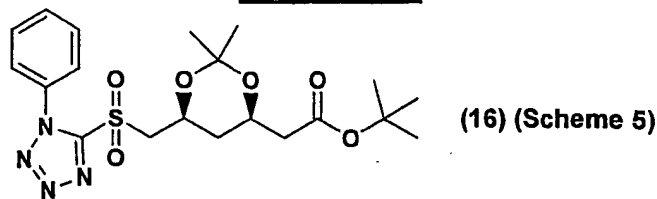
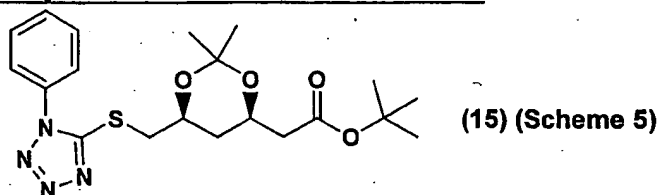
15           (prepared as described in Example 2 Parts A, B and C except methyl isobutyryl acetate is substituted for ethyl isobutyryl acetate) and toluene (170 mL). The mixture is stirred at 20-25°C until a clear solution is obtained. A solution of 65% Red-Al in toluene (57.8 mL, 192.6 mmol) is

20           added and the reaction mixture is heated to 80°C until complete as determined by HPLC. The reaction mixture is cooled to ~20°C and quenched by pouring it into cold (0-5°C) 20% HCl (495 mL). Phases are separated and the spent toluene phase is discarded. The pH of the aqueous

25           phase is adjusted from <0 to 4-5 with 10N NaOH. Ethyl acetate (500 mL) is added and the pH adjustment continued

to 7-8. The phases are separated. The aqueous phase is extracted with additional ethyl acetate (2 x 500 mL). The combined rich ethyl acetate solution is washed with water (3 x 250 mL) and concentrated under reduced pressure to ~465 mL. This solution is carried through to the next oxidation step.

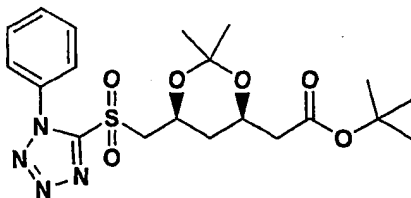
The rich ethyl acetate solution is charged from above into a three neck 1-L flask equipped with mechanical stirring, temperature controller, and addition funnel and cooled to 0-5°C. To the slurry, potassium bromide (1.53 g, 12.8 mmol) and TEMPO (2,2,6,6-tetramethyl-1-piperidinyloxy) (0.20 g, 1.28 mmol) are added. The pH of NaOCl (sodium hypochlorite) solution (212.1 mL) is adjusted to ~9.1 and added to the slurry at a rate such that the temperature remained at 0-5°C. Stirring is continued at 0-5°C until the reaction is complete as determined by HPLC. The aqueous phase is extracted with EtOAc (2 x 200 mL). The combined rich organic phase is washed with a 1:1 solution of sat. aq. Na<sub>2</sub>S<sub>2</sub>O<sub>3</sub> (sodium thiosulfate) (75 mL) and water (75 mL) followed by wash of the rich organic phase with 1N NaOH (250 mL). The rich organic phase is washed with water (250 mL) and concentrated to ~100 mL under reduced pressure. Isopropanol (IPA) (400 mL) is added and the resulting mixture is heated to reflux (80-85°C). The solution is distilled to a volume of ~250 mL. Water (50 mL) is added and the crystal slurry is stirred at 70-80°C for 1 h then allowed to cool to 20-25°C over at least 1 h. The slurry is held at 20-25°C for at least 1 h before collecting the solid by filtration on a Buchner funnel. The cake is washed with cold (0°C) IPA/water (4:1) (2 x 50 mL) and dried to a constant weight under vacuum at 40°C to afford title aldehyde.

Example 285 A. Preparation of Sulfide (15)

To a 250 mL flask was charged Kaneka alcohol (12) (Scheme 6) (10.0 g, 38.41 mmol), methylene chloride (100 mL), and triethylamine (11.75 mL, 84.51 mmol) and cooled to -30°C. Triflic anhydride (7.11 mL, 42.25 mmol) was added via a syringe at a rate to maintain the temperature at -35 to -25°C, ~15 min. The reaction mixture was stirred at -30°C for ~30 min and checked for disappearance of Kaneka alcohol by TLC. A slurry of 1-phenyl-1H-tetrazole-5-thiol (7.19 g, 40.34 mmol) in methylene chloride (50 mL) was added to the triflate solution. After the reaction was complete, water (100 mL) was added and the mixture was stirred for ~5 min. The phases were separated and the aqueous phase was discarded. The rich organic phase was washed with water (100 mL) for ~5 min and phases separated. The rich organic phase was washed with saturated NaHCO<sub>3</sub> (100 mL) for ~15 min and phases separated. The rich organic phase was concentrated to ~50 mL. The solution was taken to the next step for further transformation.



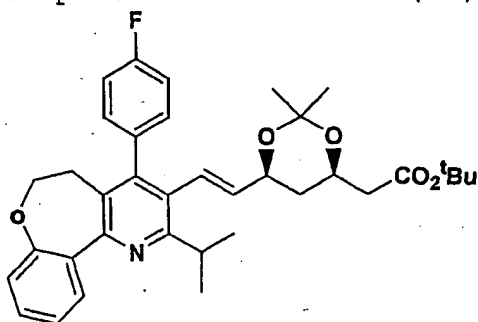
## B. Preparation of Sulfone (16)



IPA (150 mL) was added to the Part A sulfide  
 5 solution from the above step. The solution was cooled to  
 0-5°C. To the stirred solution of sulfide, a solution of  
 (NH<sub>4</sub>)<sub>6</sub>MO<sub>7</sub>O<sub>24</sub>•4H<sub>2</sub>O (ammonium heptamolybdate tetrahydrate)  
 (4.75 g, 3.84 mmol) in 30% H<sub>2</sub>O<sub>2</sub> (hydrogen peroxide) was  
 added dropwise during ~15 min, maintaining the  
 10 temperature of the solution at 0-5°C. The conversion of  
 sulfide to sulfone was monitored by HPLC ~24 h. After  
 completion of the reaction, methylene chloride was  
 distilled out. The pot temperature was maintained at not  
 more than 25°C. The crystal slurry was distilled to a  
 15 volume of ~230 mL with IPA and the resulting slurry was  
 stirred for at least 1 h at 20-22°C. The solid was  
 collected by vacuum filtration, the cake washed with  
 IPA/water (4:1, 25 mL) followed by drying under vacuum at  
 40°C to constant weight affording 12.8 g (74%) of the  
 20 title sulfone as a white crystalline solid.

Example 29

## Preparation of Olefin (19)



25

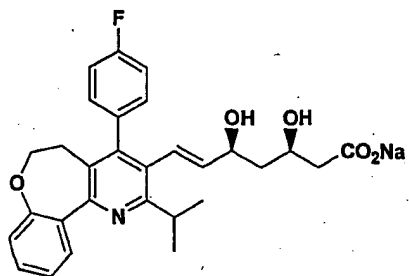
Following the procedure set out in reaction Scheme  
 5 and the description thereof, the Example 27 pyridine  
 derivative and the Example 28 sulfone are employed to  
 prepare the title compound.

An example of a typical preparation of the Example 29 compound is set out below.

A<sub>n</sub> N<sub>2</sub> purged 250 mL 3-neck rb flask is charged with Example 27 pyridine derivative (18) (5 g, 13.9 mmol),  
5 Example 28 sulfone (16) (6.9 g, 15.3 mmol) and THF (75 mL). The stirred solution is cooled to -74 to -78°C . Slowly a 1M solution of LiHMDS (lithium bis(trimethylsilyl)amide) (15.3 mL, 15.3 mmol) in THF is charged at a rate such that the temperture remained  
10 between -70 and -78°C. After addition of the base is complete, the reaciton mixture is warmed to ~-45°C over ~15 minutes. The stirred reaction is quenched at -70°C by slow addition of sat. aq. NH<sub>4</sub>Cl (7.5 mL) solution and water (38 mL). The dry ice bath is removed and the  
15 solution is warmed to 20-25°C from the reaction mixture. Ethyl acetate (50 mL) is added, the mixture agitated, and layers separated. The organic layer is washed with saturated sodium bicarbonate solution (2 x 38 mL) followed by brine (25 mL) and concentrated to a volume of  
20 50 mL. Acetonitrile (50 mL) is added and the solution is concentrated to a volume of 50 mL. This step is repeated. Water (~5-6 mL) is slowly added to the hot solution (60-70°C) until the cloud point is reached. The thin slurry is held for 30 min at high temperature and  
25 then slowly cooled over several hours with stirring. The product is filtered, cake is washed with a 5:1 mixture of acetonitrile and water, and dried to afford the title compound.

**Example 30**

Preparation of the final compound



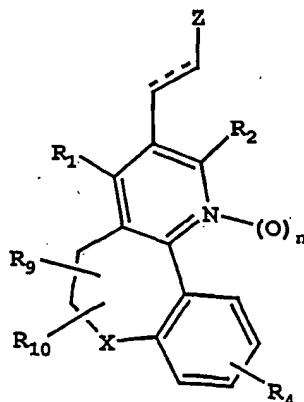
5

Following the procedure of Example 3 Parts B and C, the Example 29 compound is employed to prepare the title compound in the form of the sodium salt.

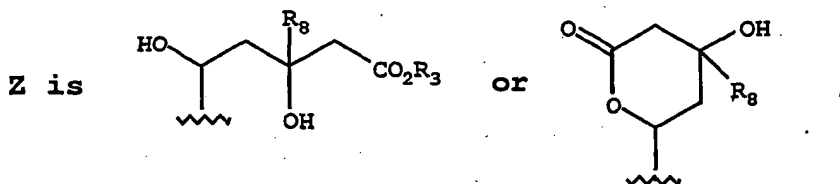
10

What is claimed is:

1. A compound having the structure



5 wherein X is O, S or NR;



n is 0 or 1;

10 R<sub>1</sub> and R<sub>2</sub> are the same or different and are independently selected from alkyl, arylalkyl, cycloalkyl, alkenyl, cycloalkenyl, aryl, heteroaryl or cycloheteroalkyl;

R<sub>3</sub> is H or lower alkyl;

15 R<sub>4</sub> is H, halogen, CF<sub>3</sub>, hydroxy, alkyl, alkoxy, alkanoylamino, aroylamino, or cyano;

R<sub>7</sub> is H, alkyl, aryl, alkanoyl, aroyl or alkoxy-carbonyl;

R<sub>8</sub> is H or lower alkyl;

20 R<sub>9</sub> and R<sub>10</sub> are the same or different and are independently selected from H or alkyl, or R<sub>9</sub> and R<sub>10</sub> may be taken together with the carbon or carbons to which they are attached to form a 3 to 7 membered carbocyclic ring;

25 and represents a single bond or a double bond (which may be cis or trans);

and including pharmaceutically acceptable salts thereof (where R<sub>3</sub> is H), esters thereof, prodrug esters thereof, and all stereoisomers thereof.

5            2. The compound as defined in Claim 1 wherein  $\equiv$  is a double bond which is trans.

             3. The compound as defined in Claim 1 wherein R<sub>1</sub> is aryl,

10            R<sub>2</sub> is alkyl or cycloalkyl or aryl;

             R<sub>4</sub> is H;

             n is 0;

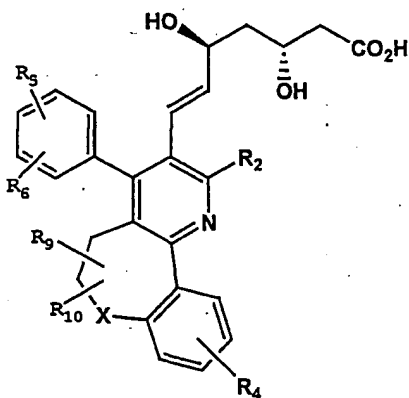
             X is O; and

$\equiv$  is a trans double bond, in the form of a free  
15            acid or an alkali or alkaline earth metal salt or an amino acid salt.

             4. The compound as defined in Claim 3 wherein R<sub>1</sub> is 4-fluorophenyl, 4-fluoro-3-methylphenyl, or 3,5-dimethylphenyl; and

             R<sub>2</sub> is isopropyl, t-butyl or cyclopropyl.

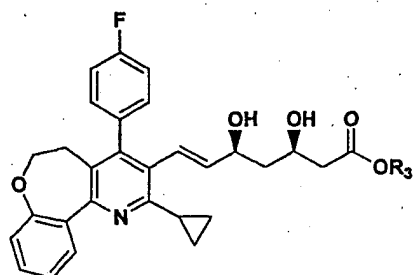
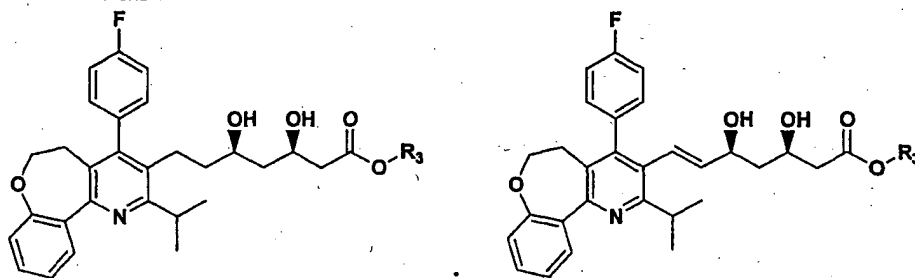
             5. The compound as defined in Claim 1 having the structure



25            or an alkali or alkaline earth metal salt thereof or an amino acid salt or an acid addition salt via the pyridine of the corresponding  $\delta$  lactone,

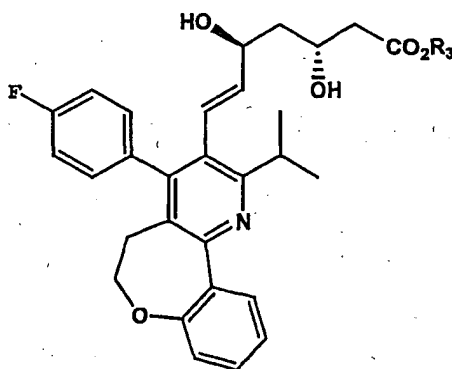
wherein  $R_5$  and  $R_6$  are the same or different and are independently selected from H, halogen or alkyl and  $R_2$  is alkyl or cycloalkyl.

5            6. The compound as defined in Claim 1 having the structure



10            wherein  $R_3$  is H or an alkali or alkaline earth metal or an amino acid salt or other pharmaceutically acceptable salt, or the internal lactone thereof.

15            7. A compound of the structure



wherein  $R_3$  is H or an alkali or alkaline earth metal ion or an amino acid, or the internal lactone thereof.

8. A pharmaceutical composition comprising a compound as defined in Claim 1 and a pharmaceutically acceptable carrier therefor.

5 9. A pharmaceutical combination comprising the HMG  
CoA reductase inhibitor compound as defined in Claim 1  
and one or more hypolipidemic agents or lipid-lowering  
agents, or lipid agents, or lipid modulating agents,  
and/or one or more other types of therapeutic agents  
10 including antidiabetic agents, anti-obesity agents,  
antihypertensive agents, platelet aggregation inhibitors,  
anti-dementia agents, anti-Alzheimer's agents, anti-  
osteoporosis agents, and/or hormone replacement  
therapeutic agents, and/or other cardiovascular agents  
15 (including anti-anginal agents, anti-arrhythmic agents,  
anti-atherosclerosis agents, anti-inflammatory agents,  
anti-arthritis agents, anti-platelet agents, anti-heart  
failure agents), anti-cancer agents, anti-infective  
agents, hormone replacement agents, growth hormone  
20 secretagogues, selective androgen receptor modulators,  
and/or immunomodulatory agents.

10. The combination as defined in Claim 9 wherein  
the hypolipidemic agent or lipid-lowering agent or other  
25 lipid agent or lipid modulating agent or anti-  
atherosclerotic agent, which is employed comprises 1,2,3  
or more MTP inhibitors, HMG CoA reductase inhibitors,  
squalene synthetase inhibitors, fibric acid derivatives,  
PPAR  $\alpha$  agonists, PPAR dual  $\alpha/\gamma$  agonists, PPAR  $\delta$  agonists,  
30 ACAT inhibitors, lipoxigenase inhibitors, cholesterol  
absorption inhibitors, ileal  $\text{Na}^+$ /bile acid cotransporter  
inhibitors, upregulators of LDL receptor activity,  
cholesteryl ester transfer protein inhibitors, bile acid  
sequestrants, or nicotinic acid and derivatives thereof,  
35 ATP citrate lyase inhibitors, phytoestrogen compounds, an  
HDL upregulators, LDL catabolism promoters, antioxidants,  
PLA-2 inhibitors, antihomocysteine agents, HMG-CoA

synthase inhibitors, lanosterol demethylase inhibitors, or sterol regulating element binding protein-I agents;

wherein the antidiabetic agent which may be optionally employed is 1,2,3 or more antidiabetic agents or antihyperglycemic agents including insulin secretagogues or insulin sensitizers, which may include biguanides, sulfonyl ureas, PTP-1B inhibitors, aldose reductase inhibitors, glucosidase inhibitors, PPAR  $\gamma$  agonists, PPAR  $\alpha$  agonists, PPAR  $\delta$  antagonists or agonists, aP2 inhibitors, PPAR  $\alpha/\gamma$  dual agonists, dipeptidyl peptidase IV (DP4) inhibitors, SGLT2 inhibitors, glycogen phosphorylase inhibitors, and/or meglitinides, insulin, and/or glucagon-like peptide-1 (GLP-1) or a mimetics thereof;

wherein the other type of therapeutic agent which may be optionally employed is 1, 2, 3 or more of an anti-obesity agent which is a beta 3 adrenergic agonist, a lipase inhibitor, a serotonin (and dopamine) reuptake inhibitor, an aP2 inhibitor, a thyroid receptor beta drug, an anorectic agent, a PTP-1B inhibitor, a CCKA agonist, a neuropeptide Y antagonist, a melanocortin-4-receptor agonist, a PPAR modulator which is a PPAR  $\gamma$  antagonist, PPAR  $\alpha$  agonist, and/or PPAR  $\delta$  antagonist, a leptin inhibitor such as a leptin receptor activator, a fatty acid oxidation upregulator or inducer;

wherein the lipid modulating agent is an MTP inhibitor, an HMG CoA reductase inhibitor, a squalene synthetase inhibitor, a fibric acid derivative, an upregulator of LDL receptor activity, a lipoxigenase inhibitor, or an ACAT inhibitor and the other lipid agent is a cholesteryl ester transfer protein inhibitor;

wherein the antihypertensive agent employed is an ACE inhibitor, angiotensin II receptor antagonist, NEP inhibitor, a NEP/ACE inhibitor, a calcium channel blocker, a T-channel calcium antagonist, a  $\beta$ -adrenergic blocker, a diuretic, a  $\alpha$ -adrenergic blocker, a dual



action receptor antagonist (DARA), or a heart failure drug.

11. The combination as defined in Claim 10 wherein  
5 the antidiabetic agent is 1, 2, 3 or more of metformin,  
glyburide, glimepiride, glipyrider, glipizide,  
chlorpropamide, gliclazide, acarbose, miglitol,  
pioglitazone, troglitazone, rosiglitazone, insulin,  
Gl-262570, isaglitazone, JTT-501, NN-2344, L895645,  
10 YM-440, R-119702, AJ9677, repaglinide, nateglinide,  
KAD1129, AR-HO39242, GW-409544, KRP297, AC2993, LY315902,  
P32/98 and/or NVP-DPP-728A;

wherein the anti-obesity agent is orlistat, ATL-  
962, AJ9677, L750355, CP331648, sibutramine, topiramate,  
15 axokine, dexamphetamine, phentermine,  
phenylpropanolamine, and/or mazindol, P57 or CP-644673  
(Pfizer);

wherein the lipid modulating agent is pravastatin,  
lovastatin, simvastatin, atorvastatin, cerivastatin,  
20 fluvastatin, pitavastatin, rosuvastatin, fenofibrate,  
gemfibrozil, clofibrate, avasimibe, TS-962, MD-700,  
cholestagel, niacin, and/or LY295427;

wherein the antihypertensive agent is an ACE  
inhibitor which is captopril, fosinopril, enalapril,  
25 lisinopril, quinapril, benazepril, fentiapril, ramipril  
or moexipril;

an NEP/ACE inhibitor which is omapatrilat,  
gemopatrilat, or CGS 30440;

an angiotensin II receptor antagonist which is  
30 irbesartan, losartan or valsartan;

amlodipine besylate, prazosin HCl, verapamil,  
nifedipine, nadolol, propranolol, or clonidine HCl,  
carvediol, atenolol, hydrochlorothiazide, torasemide,  
furosemide, spironolactone or indapamide;

35 wherein the platelet aggregation inhibitor is  
aspirin, clopidogrel, ticlopidine, dipyridamole,

ifetroban, abciximab, tirofiban, eptifibatide, or anagrelide;

wherein the other therapeutic agent is an anti-Alzheimer's agent or anti-dementia agent, which is  
5 tacrine HCl (Cognex®), donepezil (Aricept®), a  $\gamma$ -secretase inhibitor, a  $\beta$ -secretase inhibitor and/or antihypertensive agent;

an antiosteoporosis agent, which is parathyroid hormone, a bisphosphonate, alendronate, a Ca receptor  
10 agonist or a progestin receptor agonist;

a hormone replacement therapeutic agent, which is a selective estrogen receptor modulator (SERM);

a tyrosine kinase inhibitor;

a selective androgen receptor modulator;

15 an antiarrhythmic agent, which is a  $\beta$ -blocker, or a calcium channel blocker, or an  $\alpha$ -adrenergic blocker;

coenzyme Q sub. 10;

an agent that upregulates type III endothelial cell nitric acid syntase;

20 a chondroprotective compound which is polysulfated glycosaminoglycan (PSGAG), glucosamine, chondroitin sulfate (CS), hyaluronic acid (HA), pentosan polysulfate (PPS), doxycycline or minocycline;

a cyclooxygenase (COX)-2 inhibitor, which is  
25 Celebrex® (Searle) or Vioxx® (Merck) or a glycoprotein IIa/IIIb receptor antagonist;

a 5-HT reuptake inhibitor;

a growth hormone secretagogue;

an anti-atherosclerosis agent;

30 an anti-infective agent, or an immunosuppressant for use in transplantation, or an antineoplastic agent.

12. The combination as defined in Claim 10 wherein the HMG CoA reductase inhibitor compound is in  
35 combination with an ACE inhibitor or a NEP/ACE inhibitor.

13. The combination as defined in Claim 12 wherein the HMG CoA reductase inhibitor compound is in combination with an ACE inhibitor which is ramipril;

5 wherein the HMG CoA reductase inhibitor is in combination with a NEP/ACE inhibitor which is omapatrilat or gemopatrilat;

wherein the HMG CoA reductase inhibitor is in combination with a platelet aggregation inhibitor.

10 14. The combination as defined in Claim 13 wherein the platelet inhibitor is clopidogrel, or aspirin or a combination of clopidogrel and aspirin.

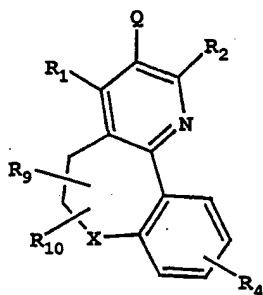
15 15. A method of inhibiting cholesterol biosynthesis or lowering blood serum cholesterol levels and/or modulating blood serum cholesterol levels, lowering LDL cholesterol and/or increasing HDL cholesterol, or treating dyslipidemia, mixed dyslipidemia, LDL Pattern B, LDL Pattern A, hyperlipidemia, hypercholesterolemia, hypo  
20  $\alpha$ -lipoproteinemia, hyperlipoproteinemia or hypertriglyceridemia, and other aberrations of apolipoprotein B metabolism, or reducing levels of Lp(a), or treating or preventing other cholesterol-related diseases, or treating or preventing or reversing  
25 progression of atherosclerosis, or preventing or treating Alzheimer's disease, or preventing or treating osteoporosis and/or osteopenia, or reducing inflammatory markers, reducing C-reactive protein, or preventing or treating low grade vascular inflammation, or preventing  
30 or treating stroke, or preventing or treating dementia, or preventing and treating coronary heart disease, and primary and secondary prevention of myocardial infarction, or preventing or treating stable and unstable angina, or primary prevention of coronary events, or  
35 secondary prevention of cardiovascular events, or preventing or treating peripheral vascular disease, preventing or treating peripheral arterial disease, or

preventing or treating acute vascular syndromes, or preventing or reducing the risk of undergoing myocardial revascularization procedures, or preventing or treating microvascular diseases such as nephropathy, neuropathy, 5 retinopathy and nephrotic syndrome, or preventing or treating hypertension, preventing or treating Type I diabetes, Type 2 diabetes, and related diseases, insulin resistance, hyperglycemia, hyperinsulinemia, elevated blood levels of fatty acids or glycerol, obesity, LDL 10 Pattern B, LDL Pattern A, Syndrome X, diabetic complications, dysmetabolic syndrome, and related diseases, and sexual dysfunction, preventing and treating malignant lesions, premalignant lesions, gastrointestinal malignancies, liposarcomas and epithelial tumors, cancer- 15 induced asthenia (fatigue), irritable bowel syndrome, Crohn's disease, gastric ulceritis, and gallstones, and HIV infection, drug-induced lipodystrophy, and proliferative diseases, improving coagulation homeostasis, reducing PAI-1 activity, reducing 20 fibrinogen, and/or reducing platelet aggregation, and/or improving endothelial function, which comprises administering to a mammalian species in need of treatment a therapeutically effective amount of a compound as defined in Claim 1.

25

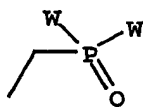
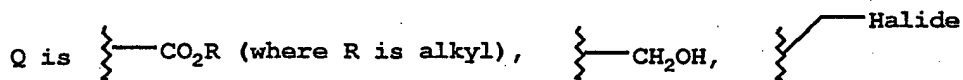
16. A method for treating cholesterol related diseases, diabetes and related diseases, cardiovascular diseases, cerebrovascular diseases, which comprises administering to a mammalian species in need of treatment 30 a therapeutically effective amount of a combination of a compound as defined in Claim 1 and a hypolipidemic agent, and/or lipid modulating agent and/or antidiabetic agent and/or cardiovascular agent, cerebrovascular agent, and/or other type of therapeutic agent, which comprises 35 administering to a mammalian species in need of treatment a therapeutically effective amount of such combinations.

17. A compound having the structure



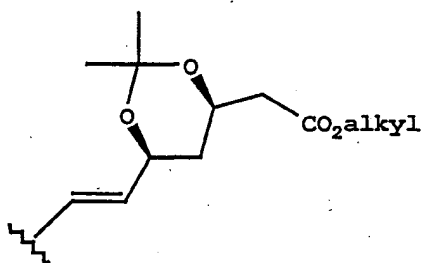
5 wherein X is O, S or NR<sub>7</sub> where R<sub>7</sub> is H, alkyl, aryl, alkanoyl, aroyl or alkoxycarbonyl; R<sub>1</sub> and R<sub>2</sub> are the same or different and are independently selected from alkyl, arylalkyl, cycloalkyl, alkenyl, cycloalkenyl, aryl, heteroaryl or cycloheteroalkyl;

10 R<sub>9</sub> and R<sub>10</sub> are the same or different and are independently selected from H or alkyl, or R<sub>9</sub> and R<sub>10</sub> may be taken together with the carbon or carbons to which they are attached to form a 3 to 7 membered carbocyclic ring;



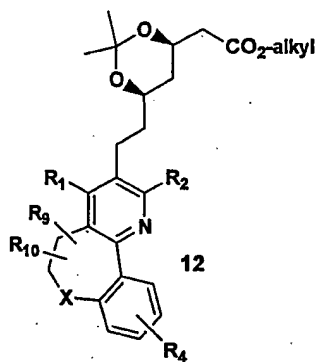
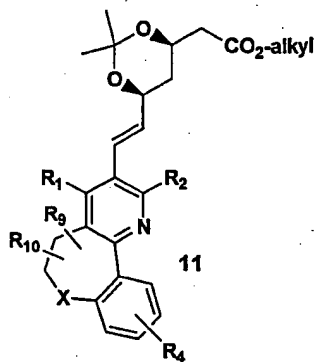
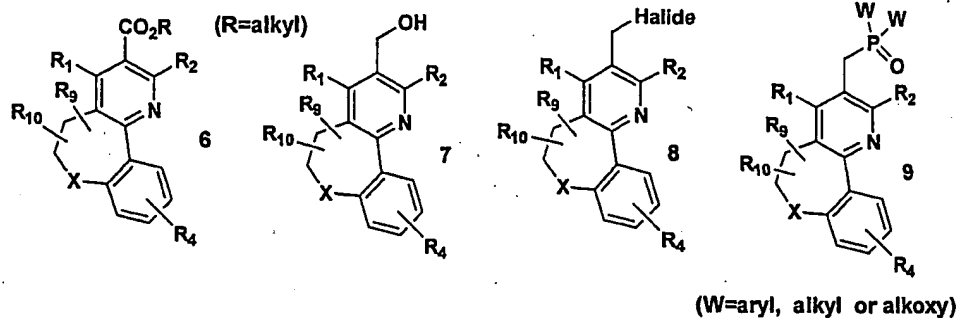
(where W is aryl, alkyl, or alkoxy),

or



15

18. The compound as defined in Claim 17 having the following structures:



**INTERNATIONAL SEARCH REPORT**

International Application No  
PCT/US 01/18864

<b>A. CLASSIFICATION OF SUBJECT MATTER</b> IPC 7 C07D491/04 C07D495/04 C07D471/04 A61K31/55 //(C07D491/04, 313:00, 221:00), (C07D495/04, 337:00, 221:00), (C07D471/04, 223:00, 221:00)		
According to International Patent Classification (IPC) or to both national classification and IPC		
<b>B. FIELDS SEARCHED</b> Minimum documentation searched (classification system followed by classification symbols) IPC 7 C07D A61K A61P		
Documentation searched other than minimum documentation to the extent that such documents are included in the fields searched		
Electronic data base consulted during the international search (name of data base and, where practical, search terms used) EPO-Internal, WPI Data, PAJ, BIOSIS		
<b>C. DOCUMENTS CONSIDERED TO BE RELEVANT</b>		
Category *	Citation of document, with indication, where appropriate, of the relevant passages	Relevant to claim No.
Y	EP 0 444 533 A (SQUIBB & SONS INC) 4 September 1991 (1991-09-04) examples 3,9,10	1-18
Y	US 5 686 433 A (ROBL JEFFREY ADAM) 11 November 1997 (1997-11-11) cited in the application examples 63,75,76,99	1-18
Y	EP 0 325 130 A (BAYER AG) 26 July 1989 (1989-07-26) claims	1-18
Y	EP 0 818 197 A (BAYER AG) 14 January 1998 (1998-01-14) page 16; table 5	1-18
	-/--	
<input checked="" type="checkbox"/> Further documents are listed in the continuation of box C.		
<input checked="" type="checkbox"/> Patent family members are listed in annex.		
* Special categories of cited documents :		
*A* document defining the general state of the art which is not considered to be of particular relevance *E* earlier document but published on or after the international filing date *L* document which may throw doubts on priority claim(s) or which is cited to establish the publication date of another citation or other special reason (as specified) *O* document referring to an oral disclosure, use, exhibition or other means *P* document published prior to the international filing date but later than the priority date claimed		
*T* later document published after the international filing date or priority date and not in conflict with the application but cited to understand the principle or theory underlying the invention *X* document of particular relevance; the claimed invention cannot be considered novel or cannot be considered to involve an inventive step when the document is taken alone *Y* document of particular relevance; the claimed invention cannot be considered to involve an inventive step when the document is combined with one or more other such documents, such combination being obvious to a person skilled in the art. *Z* document member of the same patent family		
Date of the actual completion of the international search	Date of mailing of the international search report	
25 October 2001	06/11/2001	
Name and mailing address of the ISA European Patent Office, P.B. 5818 Patentlaan 2 NL - 2280 HV Rijswijk Tel. (+31-70) 340-2040, Tx. 31 651 epo nl, Fax: (+31-70) 340-3016	Authorized officer  Frelon, D	

## INTERNATIONAL SEARCH REPORT

International Application No

PCT/US 01/18864

## C.(Continuation) DOCUMENTS CONSIDERED TO BE RELEVANT

Category *	Citation of document, with indication, where appropriate, of the relevant passages	Relevant to claim No.
A	US 5 753 675 A (WATTANASIN SOMPONG) 19 May 1998 (1998-05-19) cited in the application abstract; claims -----	1-18
A	EP 0 491 226 A (BAYER AG) 24 June 1992 (1992-06-24) the whole document -----	1-18
A	ROBL J A ET AL: "PHOSPHORUS-CONTAINING INHIBITORS OF HMG-COA REDUCTASE. 2. SYNTHESIS AND BIOLOGICAL ACTIVITIES OF A SERIES OF SUBSTITUTED PYRIDINES CONTAINING A HYDROXYPHOSPHINYL" JOURNAL OF MEDICINAL CHEMISTRY, AMERICAN CHEMICAL SOCIETY. WASHINGTON, US, vol. 34, no. 9, 1991, pages 2804-2815, XP002922111 ISSN: 0022-2623 the whole document -----	



INTERNATIONAL SEARCH REPORT

Information on patent family members

International Application No

PCT/US 01/18864

Patent document cited in search report	Publication date	Patent family member(s)	Publication date	
EP 0444533	A	04-09-1991	AU 645287 B2	13-01-1994
			AU 7101691 A	29-08-1991
			CA 2036417 A1	27-08-1991
			EP 0444533 A2	04-09-1991
			HU 56574 A2	30-09-1991
			IE 910543 A1	28-08-1991
			JP 4211660 A	03-08-1992
			NZ 237097 A	23-12-1993
			PT 96874 A	31-10-1991
			US 5506219 A	09-04-1996
			US 5686433 A	11-11-1997
			US 5691322 A	25-11-1997
			ZA 9101046 A	28-10-1992
US 5686433	A	11-11-1997	US 5506219 A	09-04-1996
			US 5691322 A	25-11-1997
			AU 645287 B2	13-01-1994
			AU 7101691 A	29-08-1991
			CA 2036417 A1	27-08-1991
			EP 0444533 A2	04-09-1991
			HU 56574 A2	30-09-1991
			IE 910543 A1	28-08-1991
			JP 4211660 A	03-08-1992
			NZ 237097 A	23-12-1993
			PT 96874 A	31-10-1991
			ZA 9101046 A	28-10-1992
			AU 637321 B2	27-05-1993
			AU 3941389 A	21-06-1990
			DK 422989 A	01-03-1990
			EP 0356788 A2	07-03-1990
			HU 52479 A2	28-07-1990
			JP 2108665 A	20-04-1990
NZ 230121 A	26-08-1993			
ZA 8905869 A	30-05-1990			
EP 0325130	A	26-07-1989	DE 3801406 A1	27-07-1989
			AU 642127 B2	14-10-1993
			AU 2861789 A	20-07-1989
			CN 1274719 A	29-11-2000
			CN 1034364 A ,B	02-08-1989
			DD 283400 A5	10-10-1990
			DK 23389 A	21-07-1989
			EP 1123924 A1	16-08-2001
			EP 1123925 A1	16-08-2001
			EP 0325130 A2	26-07-1989
			FI 890258 A ,B,	21-07-1989
			HU 50776 A2	28-03-1990
			JP 1216974 A	30-08-1989
			JP 2558344 B2	27-11-1996
			KR 132432 B1	17-04-1998
			NO 177005 B	27-03-1995
			NZ 227637 A	25-02-1993
			PT 89477 A ,B	08-02-1990
			US 5006530 A	09-04-1991
			US 5169857 A	08-12-1992
US 5401746 A	28-03-1995			
ZA 8900429 A	28-02-1990			

**INTERNATIONAL SEARCH REPORT**

Information on patent family members

International Application No

PCT/US 01/18864

Patent document cited in search report		Publication date	Patent family member(s)	Publication date
EP 0818197	A	14-01-1998	DE 19627431 A1	15-01-1998
			AU 715101 B2	13-01-2000
			BG 101748 A	30-04-1998
			BR 9703890 A	03-11-1998
			CA 2209825 A1	08-01-1998
			CN 1174196 A	25-02-1998
			CZ 9702144 A3	14-01-1998
			EE 9700153 A	16-02-1998
			EP 0818197 A1	14-01-1998
			HR 970333 A1	30-04-1998
			HU 9701157 A2	30-03-1998
			IL 121234 A	06-12-2000
			JP 10167967 A	23-06-1998
			NO 973143 A	09-01-1998
			PL 320953 A1	19-01-1998
			SG 46781 A1	20-02-1998
			SK 92597 A3	06-05-1998
			TR 9700584 A2	21-01-1998
			TW 382631 B	21-02-2000
			US 5932587 A	03-08-1999
<hr/>				
US 5753675	A	19-05-1998	NONE	
<hr/>				
EP 0491226	A	24-06-1992	DE 4040026 A1	17-06-1992
			AT 141261 T	15-08-1996
			AU 652977 B2	15-09-1994
			AU 8961591 A	18-06-1992
			CA 2057444 A1	15-06-1992
			CN 1062350 A , B	01-07-1992
			CN 1113485 A	20-12-1995
			CS 9103602 A3	17-06-1992
			DE 59108081 D1	19-09-1996
			DK 491226 T3	06-01-1997
			EP 0491226 A1	24-06-1992
			ES 2091852 T3	16-11-1996
			FI 915854 A	15-06-1992
			GR 3020826 T3	30-11-1996
			HK 1004552 A1	27-11-1998
			HU 61282 A2	28-12-1992
			HU 9500173 A3	28-07-1995
			IE 914350 A1	17-06-1992
			IL 100327 A	08-12-1995
			JP 2786363 B2	13-08-1998
			JP 4308573 A	30-10-1992
			KR 192625 B1	15-06-1999
			LU 90230 A9	18-05-1998
			NO 177140 B	18-04-1995
			NZ 240946 A	27-09-1993
			PL 169757 B1	30-08-1996
			PT 99776 A , B	30-11-1992
SK 280115 B6	06-08-1999			
RU 2026290 C1	09-01-1995			
US 5177080 A	05-01-1993			
ZA 9109833 A	30-09-1992			